



Liceo Scientifico Linguistico Statale

“ Carlo Miranda”

Via F.A. Giordano, 91 – 80027 Frattamaggiore(NA)

Tel: +39 081 8801909 Fax: +39 081 8368185

Email: NAPS27000E@istruzione.it PEC: NAPS27000E@pec.istruzione.it

ANNO SCOLASTICO 2019/20

Esiti delle Prove comuni - NOVEMBRE 2019

nelle Classi PRIME:

- Italiano***
- Matematica***
- Scienze***
- Inglese***

nelle Classi TERZE:

- Italiano***
- Matematica***
- Scienze***
- Inglese***
- Filosofia***
- Fisica (indirizzo Scientifico)***

Liceo Scientifico Linguistico Statale “ Carlo Miranda”

ANNO SCOLASTICO 2019/20

Esiti delle Prove comuni - NOVEMBRE 2019

Classi Prime - Disciplina: Italiano

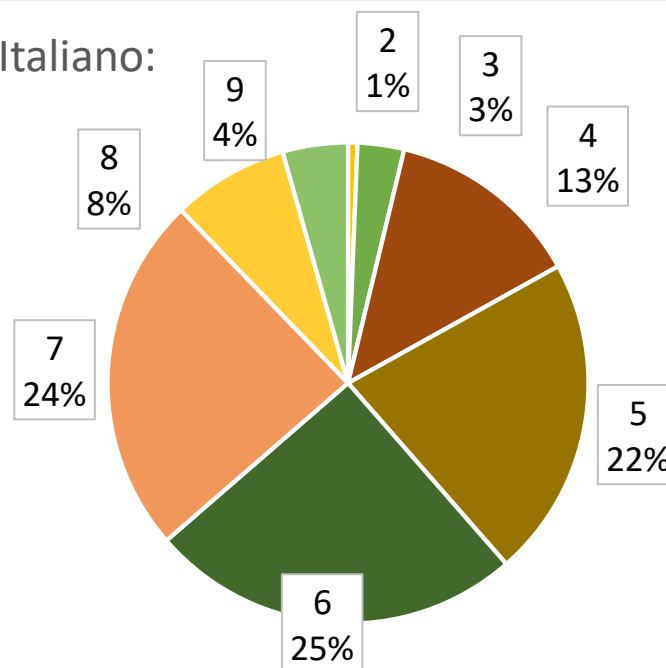
	Classe 1 A		Classe 1B		Classe 1C		Classe 1D		Classe 1E	
Range Val.	alunni	percentuale	alunni	percentuale	alunni	percentuale	alunni	percentuale	alunni	percentuale
1 < vt.< 3		0,0	0	0,0	0	0,0	1	3,2	0	0,0
3 ≤ vt.< 4	2	7,1	1	3,2	0	0,0	0	0,0	0	0,0
4 ≤ vt.< 5	2	7,1	2	6,5	3	10,7	3	9,7	3	10,0
5 ≤ vt.< 6	3	10,7	7	22,6	4	14,3	2	6,5	10	33,3
6 ≤ vt.< 7	12	42,9	13	41,9	5	17,9	5	16,1	7	23,3
7 ≤ vt.< 8	8	28,6	5	16,1	10	35,7	10	32,3	10	33,3
8 ≤ vt.< 9	1	3,6	3	9,7	5	17,9	9	29,0	0	0,0
9 ≤ vt.<10		0,0	0	0,0	1	3,6	1	3,2	0	0,0
tot alun.	28		31		28		31		30	

	Classe1F		Classe 1G		Classe 1 AL		Classe 1 BL		Classe 1 CL	
Range Val.	alunni	percentuale	alunni	percentuale	alunni	percentuale	alunni	percentuale	alunni	percentuale
1 < vt.< 3	0	0,0	0	0,0	0	0,0	0	0,0	0	0,0
3 ≤ vt.< 4	0	0,0	0	0,0	1	3,4	0	0,0	3	10,7
4 ≤ vt.< 5	4	14,8	7	23,3	5	17,2	4	13,3	4	14,3
5 ≤ vt.< 6	3	11,1	12	40,0	7	24,1	4	13,3	8	28,6
6 ≤ vt.< 7	7	25,9	5	16,7	5	17,2	7	23,3	9	32,1
7 ≤ vt.< 8	7	25,9	6	20,0	8	27,6	6	20,0	4	14,3
8 ≤ vt.< 9	3	11,1	0	0,0	3	10,3	0	0,0	0	0,0
9 ≤ vt.<10	3	11,1	0	0,0	0	0,0	9	30,0	0	0,0
tot alun.	27		30		29		30		28	

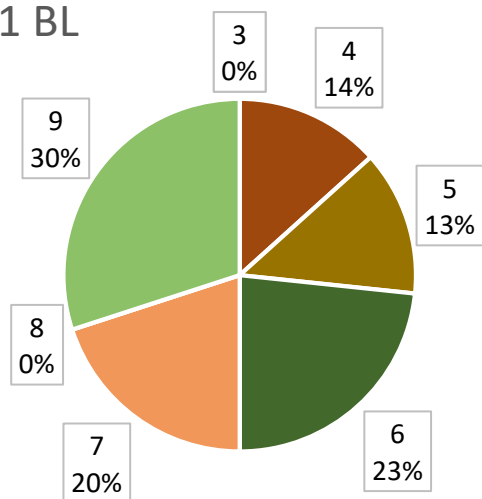
Classe 1 DL		
Range Val.	alunni	percentuale
$1 < vt. < 3$	1	3,7
$3 \leq vt. < 4$	3	11,1
$4 \leq vt. < 5$	5	18,5
$5 \leq vt. < 6$	9	33,3
$6 \leq vt. < 7$	5	18,5
$7 \leq vt. < 8$	3	11,1
$8 \leq vt. < 9$	1	3,7
$9 \leq vt. < 10$	0	0,0
tot alun.	27	

Italiano in Classe Prima		
Range Val.	alunni	percentuale
$1 < vt. < 3$	2	0,6
$3 \leq vt. < 4$	10	3,1
$4 \leq vt. < 5$	42	13,2
$5 \leq vt. < 6$	69	21,6
$6 \leq vt. < 7$	80	25,1
$7 \leq vt. < 8$	77	24,1
$8 \leq vt. < 9$	25	7,8
$9 \leq vt. < 10$	14	4,4
tot alun.	319	

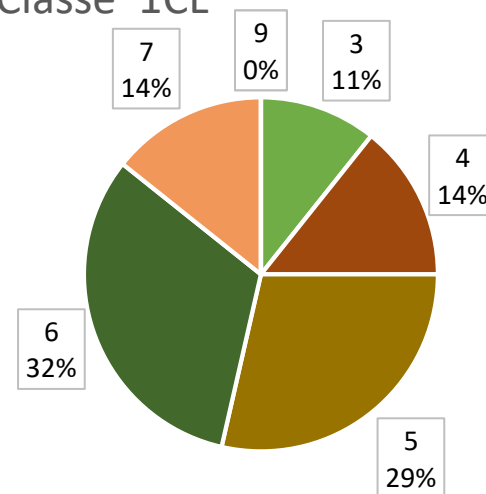
Classi Prime in Italiano:



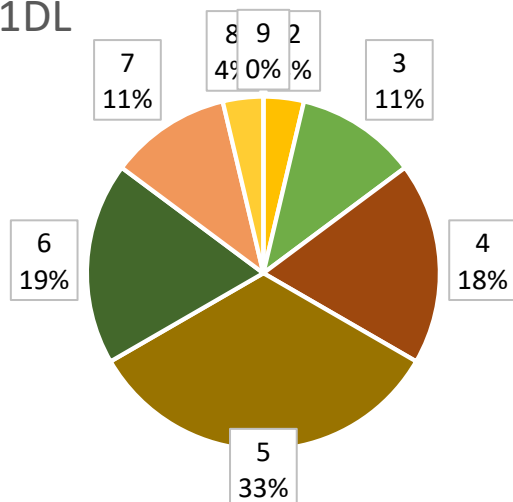
Classe 1 BL



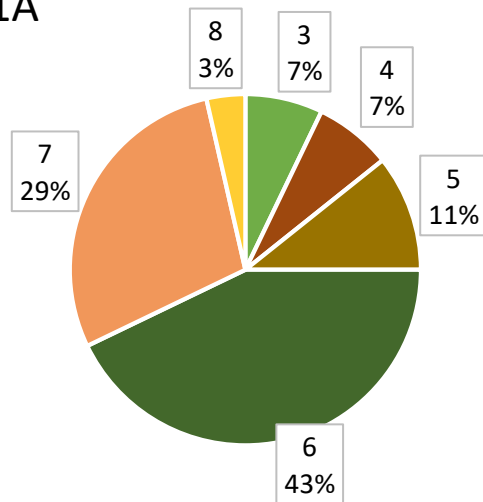
Classe 1CL



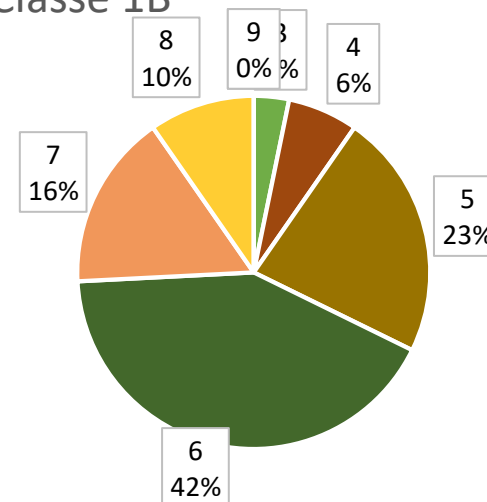
Classe 1DL



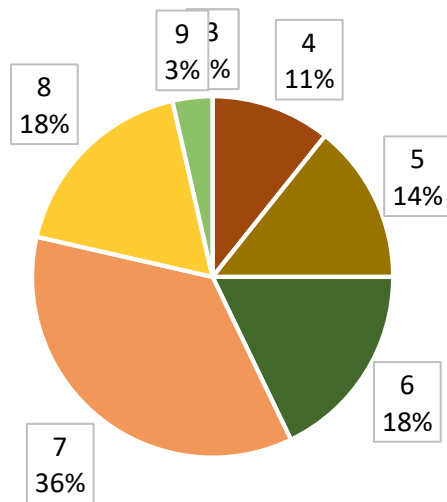
Classe 1A



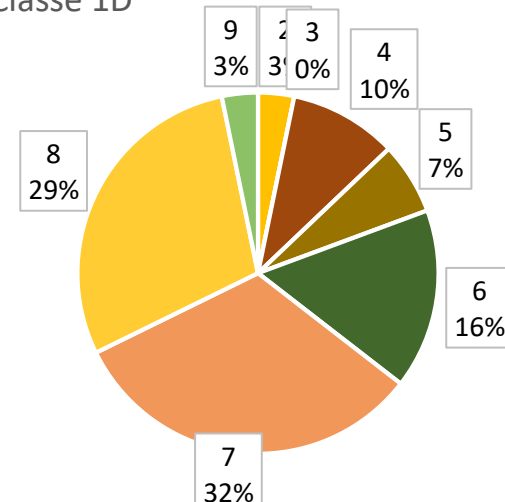
Classe 1B



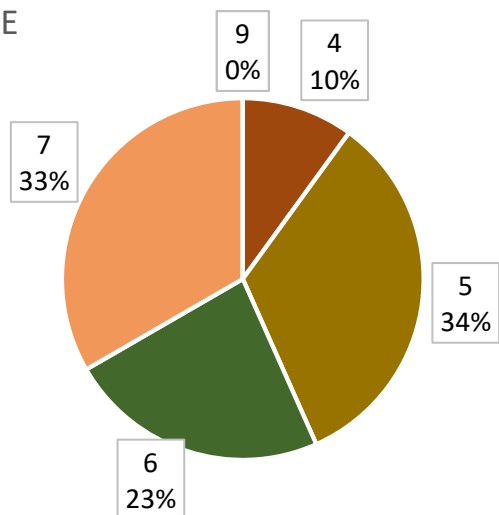
Classe 1C



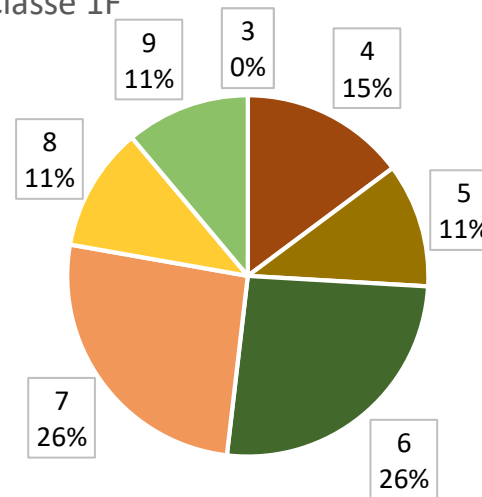
Classe 1D



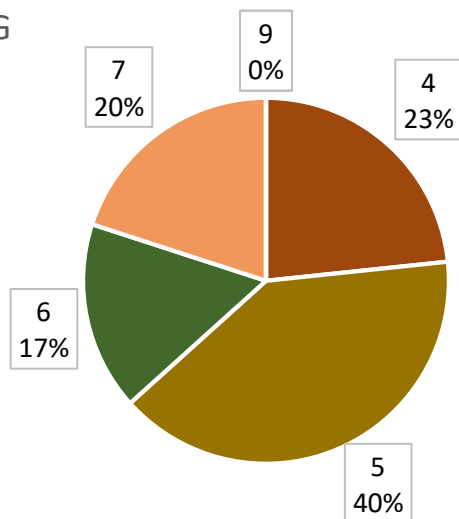
Classe 1E



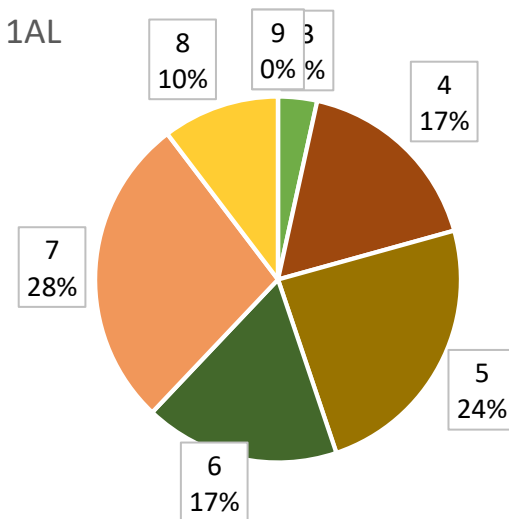
Classe 1F



Classe 1G



Classe 1AL



Liceo Scientifico Linguistico Statale " Carlo Miranda"

ANNO SCOLASTICO 2019/20

Esiti delle Prove comuni - NOVEMBRE 2019

Classi Prime - Disciplina: Inglese

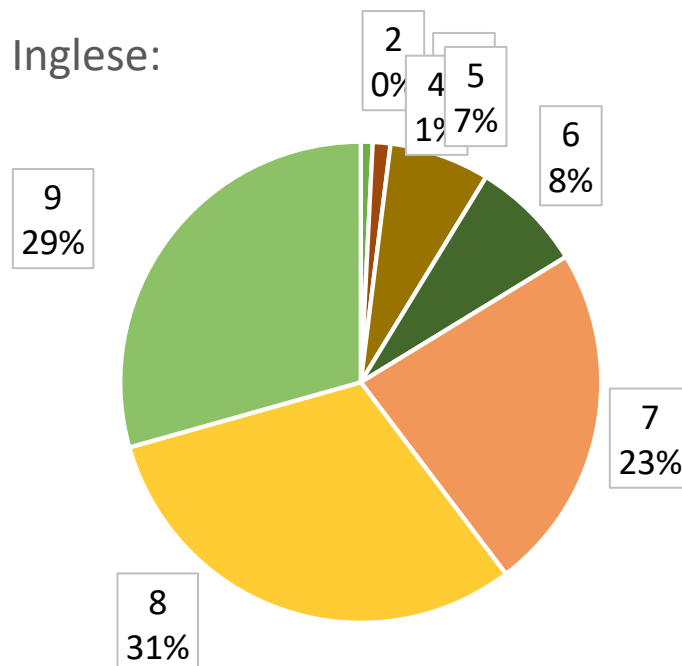
	Classe 1 A		Classe 1B		Classe 1C		Classe 1D		Classe 1E	
Range Val.	alunni	percentuale	alunni	percentuale	alunni	percentuale	alunni	percentuale	alunni	percentuale
1 < vt.< 3	0	0,0	0	0,0	0	0,0	0	0,0	0	0,0
3 ≤ vt.< 4	0	0,0	0	0,0	0	0,0	1	3,2	0	0,0
4 ≤ vt.< 5	1	3,7	0	0,0	0	0,0	0	0,0	2	6,7
5 ≤ vt.< 6	2	7,4	2	6,5	2	7,1	1	3,2	5	16,7
6 ≤ vt.< 7	1	3,7	2	6,5	2	7,1	2	6,5	2	6,7
7 ≤ vt.< 8	11	40,7	7	22,6	7	25,0	4	12,9	6	20,0
8 ≤ vt.< 9	6	22,2	12	38,7	9	32,1	8	25,8	11	36,7
9 ≤ vt.<10	6	22,2	8	25,8	8	28,6	15	48,4	4	13,3
tot alun.	27		31		28		31		30	

	Classe1F		Classe 1G		Classe 1 AL		Classe 1 BL		Classe 1 CL	
Range Val.	alunni	percentuale	alunni	percentuale	alunni	percentuale	alunni	percentuale	alunni	percentuale
1 < vt.< 3	0	0,0	0		0		0	0,0	0	0,0
3 ≤ vt.< 4	0	0,0	0		0		0	0,0	1	3,7
4 ≤ vt.< 5	0	0,0	0		0		0	0,0	0	0,0
5 ≤ vt.< 6	3	11,5	0		0		1	3,8	1	3,7
6 ≤ vt.< 7	1	3,8	0		0		2	7,7	7	25,9
7 ≤ vt.< 8	4	15,4	0		0		4	15,4	11	40,7
8 ≤ vt.< 9	8	30,8	0		0		8	30,8	4	14,8
9 ≤ vt.<10	10	38,5	0		0		11	42,3	3	11,1
tot alun.	26		0		0		26		27	

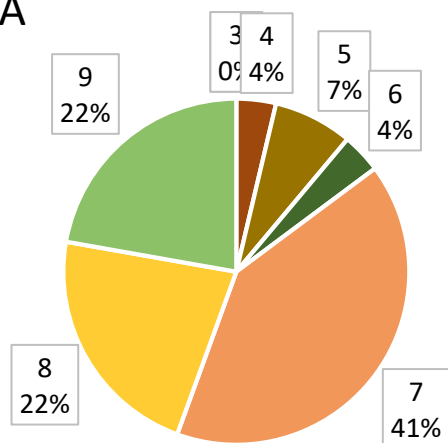
	Classe 1 DL	
Range Val.	alunni	percentuale
1 < vt.< 3	0	0,0
3 ≤ vt.< 4	0	0,0
4 ≤ vt.< 5	0	0,0
5 ≤ vt.< 6	0	0,0
6 ≤ vt.< 7	0	0,0
7 ≤ vt.< 8	5	19,2
8 ≤ vt.< 9	12	46,2
9 ≤ vt.<10	9	34,6
tot alun.	26	

	Inglese in Classe Prima	
Range Val.	alunni	percentuale
1 < vt.< 3	0	0,0
3 ≤ vt.< 4	2	0,8
4 ≤ vt.< 5	3	1,2
5 ≤ vt.< 6	17	6,7
6 ≤ vt.< 7	19	7,5
7 ≤ vt.< 8	59	23,4
8 ≤ vt.< 9	78	31,0
9 ≤ vt.<10	74	29,4
tot alun.	252	

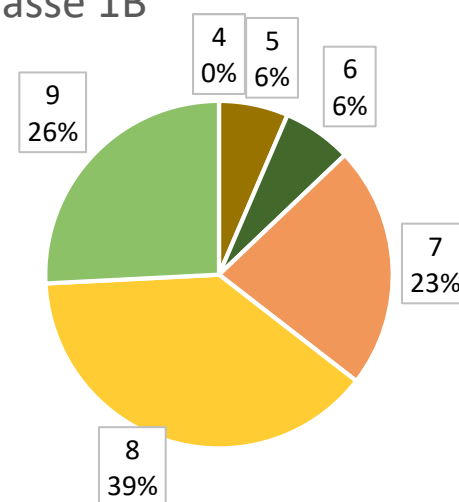
Classi Prime in Inglese:



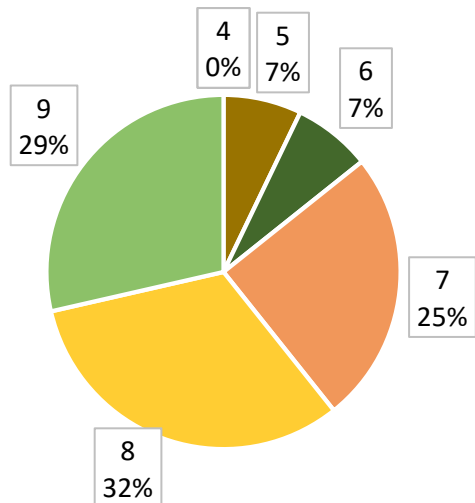
Classe 1A



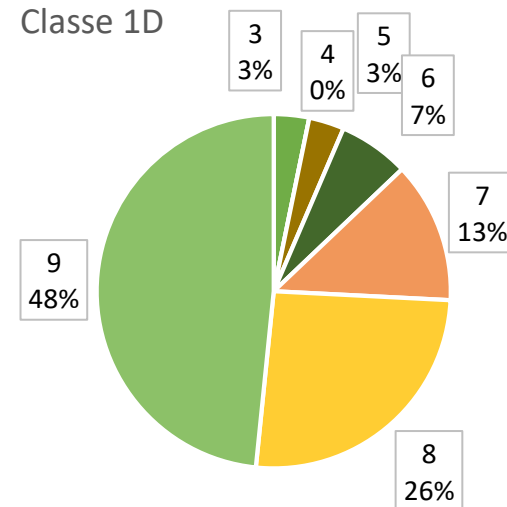
Classe 1B



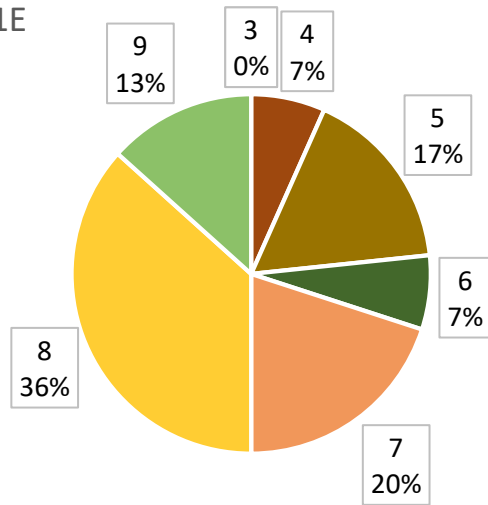
Classe 1C



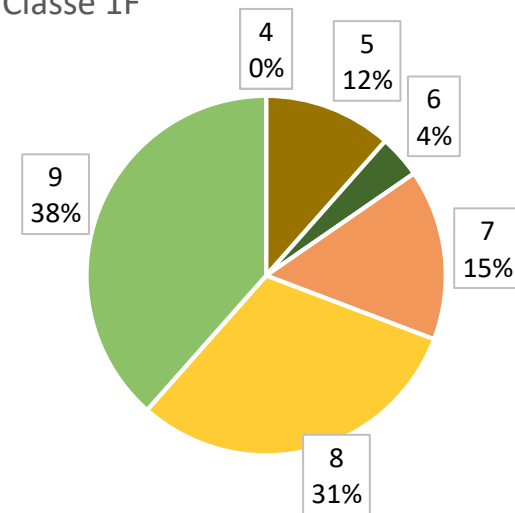
Classe 1D



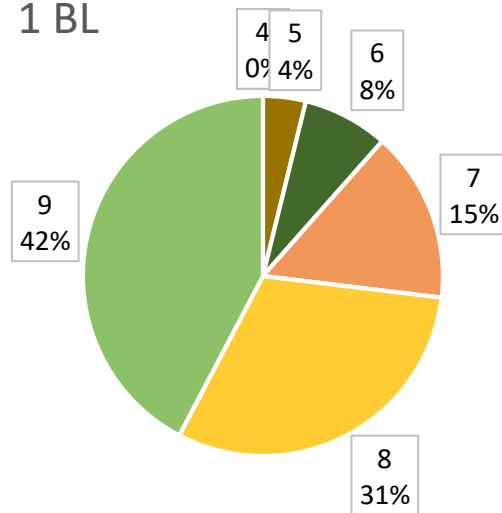
Classe 1E



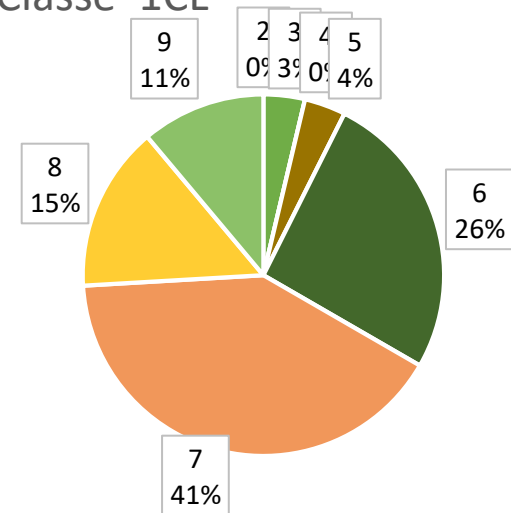
Classe 1F



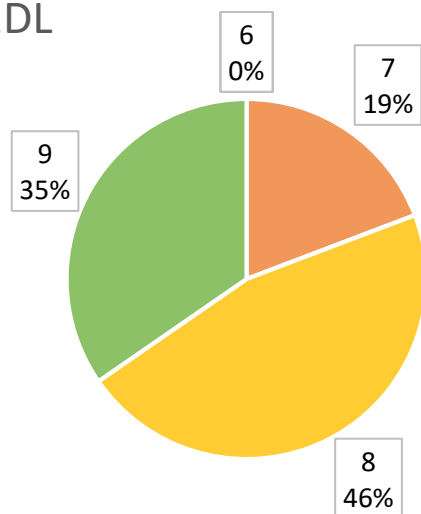
Classe 1 BL



Classe 1CL



Classe 1DL



Liceo Scientifico Linguistico Statale “ Carlo Miranda”

ANNO SCOLASTICO 2019/20

Esiti delle Prove comuni - NOVEMBRE 2019

Classi Prime - Disciplina: Matematica

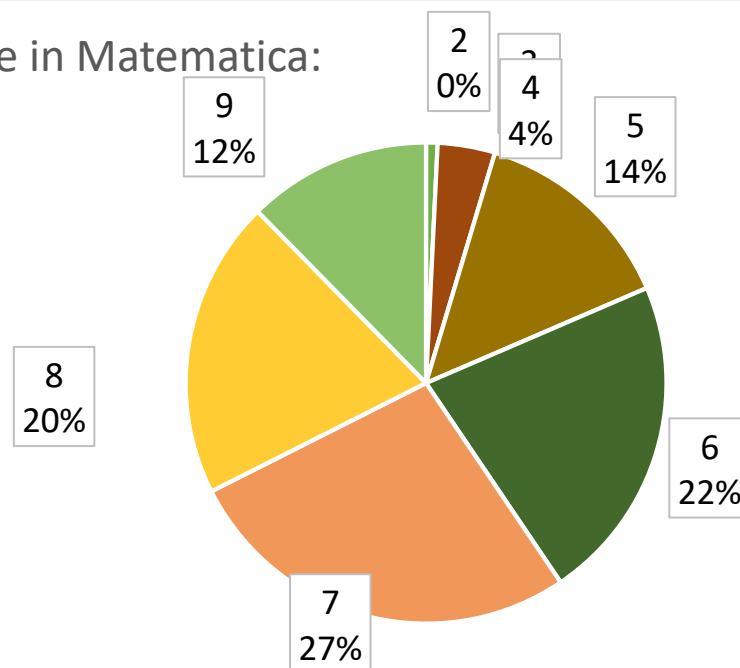
	Classe 1 A		Classe 1B		Classe 1C		Classe 1D		Classe 1E	
Range Val.	alunni	percentuale	alunni	percentuale	alunni	percentuale	alunni	percentuale	alunni	percentuale
1 < vt.< 3	0		0		0	0,0	0	0,0	0	0,0
3 ≤ vt.< 4	0		0		0	0,0	1	3,2	0	0,0
4 ≤ vt.< 5	0		0		2	7,4	1	3,2	1	2,9
5 ≤ vt.< 6	0		0		4	14,8	5	16,1	8	23,5
6 ≤ vt.< 7	0		0		5	18,5	12	38,7	9	26,5
7 ≤ vt.< 8	0		0		7	25,9	6	19,4	9	26,5
8 ≤ vt.< 9	0		0		8	29,6	3	9,7	6	17,6
9 ≤ vt.<10	0		0		1	3,7	3	9,7	1	2,9
tot alun.	0		0		27		31		34	

	Classe1F		Classe 1G		Classe 1 AL		Classe 1 BL		Classe 1 CL	
Range Val.	alunni	percentuale	alunni	percentuale	alunni	percentuale	alunni	percentuale	alunni	percentuale
1 < vt.< 3	0	0,0	0	0,0	0	0,0	0	0,0	0	0,0
3 ≤ vt.< 4	0	0,0	0	0,0	0	0,0	0	0,0	0	0,0
4 ≤ vt.< 5	0	0,0	3	10,0	2	6,9	0	0,0	1	3,6
5 ≤ vt.< 6	3	11,5	5	16,7	5	17,2	0	0,0	4	14,3
6 ≤ vt.< 7	5	19,2	9	30,0	4	13,8	4	15,4	4	14,3
7 ≤ vt.< 8	8	30,8	8	26,7	9	31,0	7	26,9	9	32,1
8 ≤ vt.< 9	9	34,6	4	13,3	7	24,1	8	30,8	4	14,3
9 ≤ vt.<10	1	3,8	1	3,3	2	6,9	7	26,9	6	21,4
tot alun.	26		30		29		26		28	

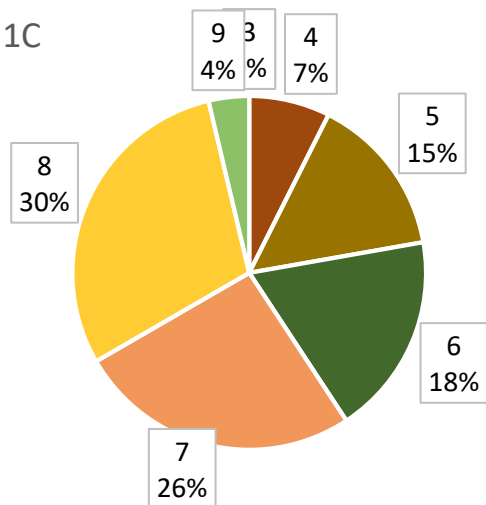
Classe 1 DL		
Range Val.	alunni	percentuale
$1 < vt. < 3$	0	0,0
$3 \leq vt. < 4$	1	3,6
$4 \leq vt. < 5$	0	0,0
$5 \leq vt. < 6$	2	7,1
$6 \leq vt. < 7$	5	17,9
$7 \leq vt. < 8$	7	25,0
$8 \leq vt. < 9$	3	10,7
$9 \leq vt. < 10$	10	35,7
tot alun.	28	

Matematica in Classe Prima		
Range Val.	alunni	percentuale
$1 < vt. < 3$	0	0,0
$3 \leq vt. < 4$	2	0,8
$4 \leq vt. < 5$	10	3,9
$5 \leq vt. < 6$	36	13,9
$6 \leq vt. < 7$	57	22,0
$7 \leq vt. < 8$	70	27,0
$8 \leq vt. < 9$	52	20,1
$9 \leq vt. < 10$	32	12,4
tot alun.	259	

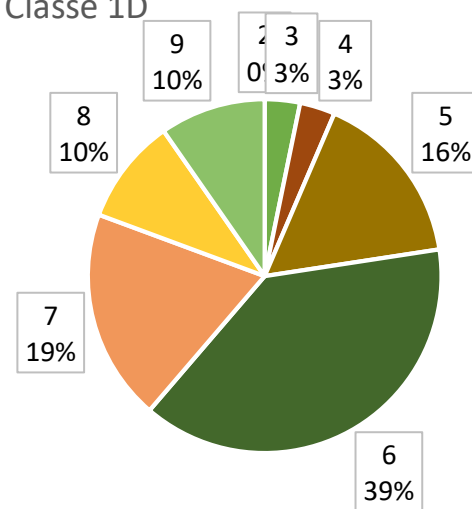
Classi Prime in Matematica:



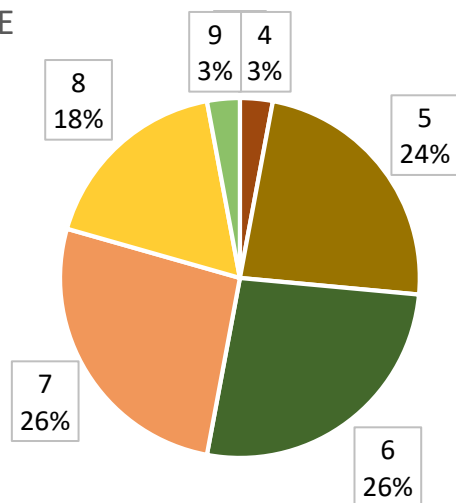
Classe 1C



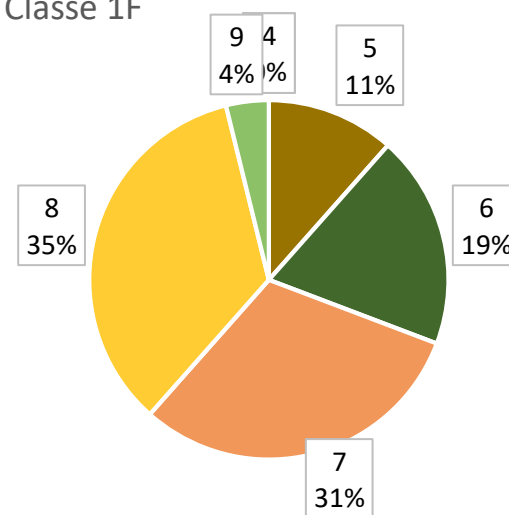
Classe 1D



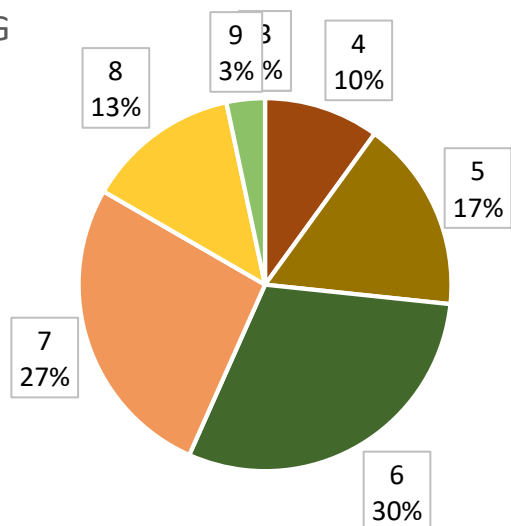
Classe 1E



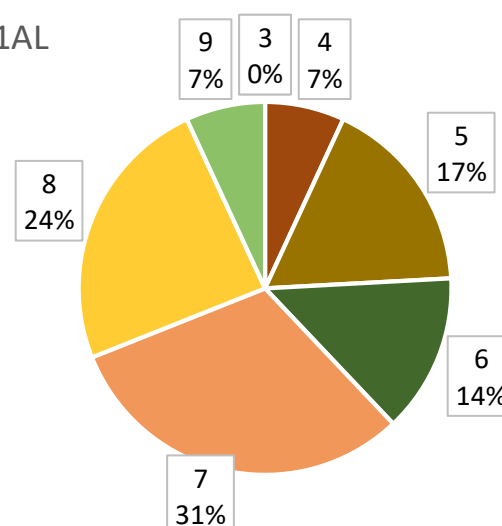
Classe 1F



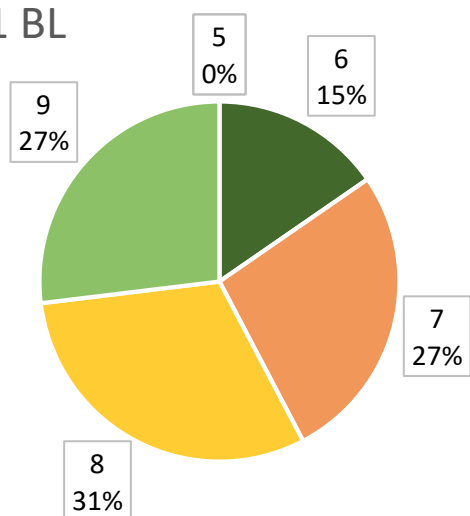
Classe 1G



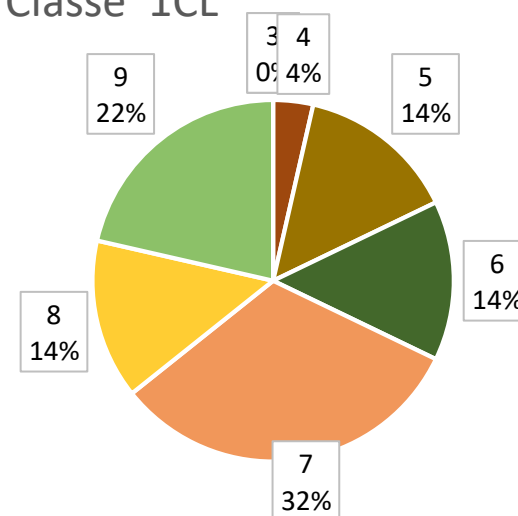
Classe 1AL



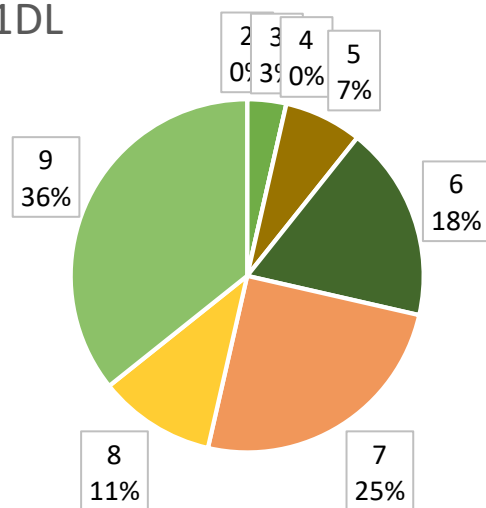
Classe 1 BL



Classe 1CL



Classe 1DL



Liceo Scientifico Linguistico Statale “ Carlo Miranda”

ANNO SCOLASTICO 2019/20

Esiti delle Prove comuni - NOVEMBRE 2019

Classi Prime - Disciplina: Scienze

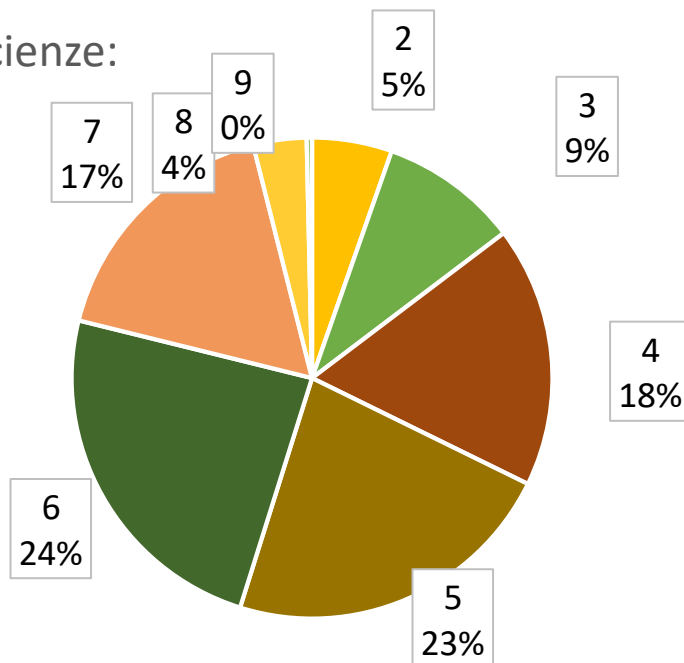
	Classe 1 A		Classe 1B		Classe 1C		Classe 1D		Classe 1E	
Range Val.	alunni	percentuale	alunni	percentuale	alunni	percentuale	alunni	percentuale	alunni	percentuale
1 < vt.< 3	0	0,0	1	3,4			0	0,0	2	7,1
3 ≤ vt.< 4	2	7,7	3	10,3			0	0,0	2	7,1
4 ≤ vt.< 5	8	30,8	3	10,3			1	3,2	7	25,0
5 ≤ vt.< 6	6	23,1	9	31,0			5	16,1	7	25,0
6 ≤ vt.< 7	8	30,8	4	13,8			12	38,7	8	28,6
7 ≤ vt.< 8	2	7,7	7	24,1			11	35,5	2	7,1
8 ≤ vt.< 9	0	0,0	2	6,9			2	6,5	0	0,0
9 ≤ vt.<10	0	0,0	0	0,0			0	0,0	0	0,0
tot alun.	26		29				31		28	

	Classe1F		Classe 1G		Classe 1 AL		Classe 1 BL		Classe 1 CL	
Range Val.	alunni	percentuale	alunni	percentuale	alunni	percentuale	alunni	percentuale	alunni	percentuale
1 < vt.< 3	0	0,0	2	6,7	4	14,3	0	0,0	0	0,0
3 ≤ vt.< 4	0	0,0	1	3,3	3	10,7	2	7,4	0	0,0
4 ≤ vt.< 5	1	4,0	5	16,7	9	32,1	4	14,8	5	17,9
5 ≤ vt.< 6	7	28,0	8	26,7	9	32,1	4	14,8	6	21,4
6 ≤ vt.< 7	10	40,0	9	30,0	2	7,1	8	29,6	6	21,4
7 ≤ vt.< 8	6	24,0	4	13,3	1	3,6	5	18,5	10	35,7
8 ≤ vt.< 9	1	4,0	1	3,3	0	0,0	3	11,1	1	3,6
9 ≤ vt.<10	0	0,0	0	0,0	0	0,0	1	3,7	0	0,0
tot alun.	25		30		28		27		28	

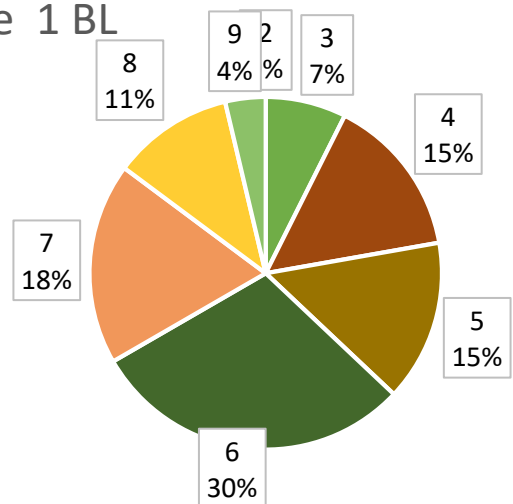
Classe 1 DL		
Range Val.	alunni	percentuale
$1 < vt. < 3$	6	22,2
$3 \leq vt. < 4$	13	48,1
$4 \leq vt. < 5$	6	22,2
$5 \leq vt. < 6$	2	7,4
$6 \leq vt. < 7$	0	0,0
$7 \leq vt. < 8$	0	0,0
$8 \leq vt. < 9$	0	0,0
$9 \leq vt. < 10$	0	0,0
tot alun.	27	

Scienze in Classe Prima		
Range Val.	alunni	percentuale
$1 < vt. < 3$	15	5,4
$3 \leq vt. < 4$	26	9,3
$4 \leq vt. < 5$	49	17,6
$5 \leq vt. < 6$	63	22,6
$6 \leq vt. < 7$	67	24,0
$7 \leq vt. < 8$	48	17,2
$8 \leq vt. < 9$	10	3,6
$9 \leq vt. < 10$	1	0,4
tot alun.	279	

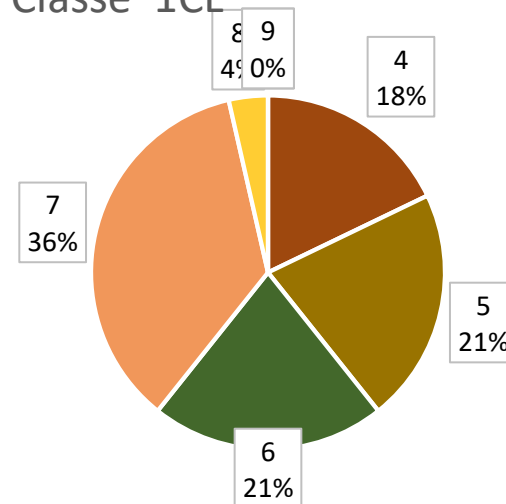
Classi Prime in Scienze:



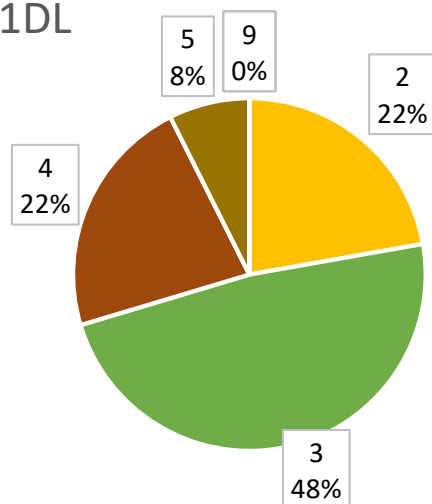
Classe 1 BL



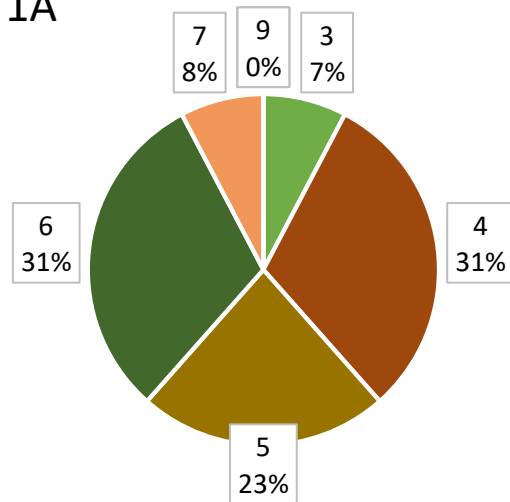
Classe 1CL



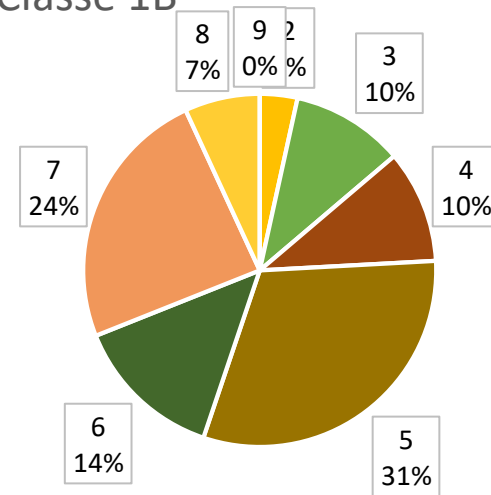
Classe 1DL



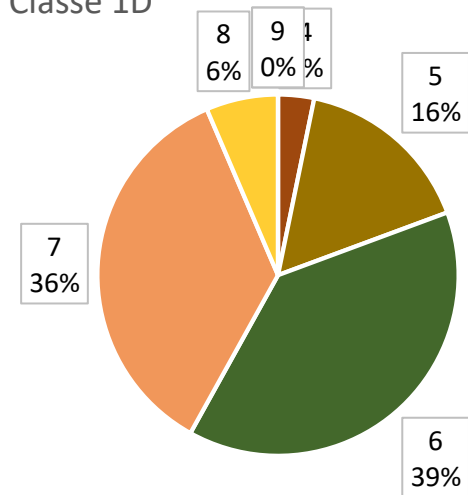
Classe 1A



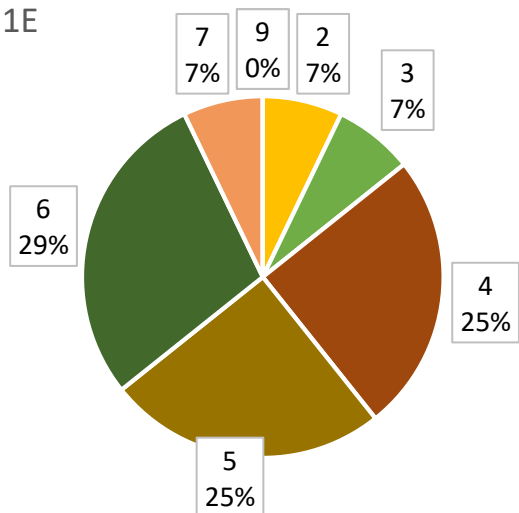
Classe 1B



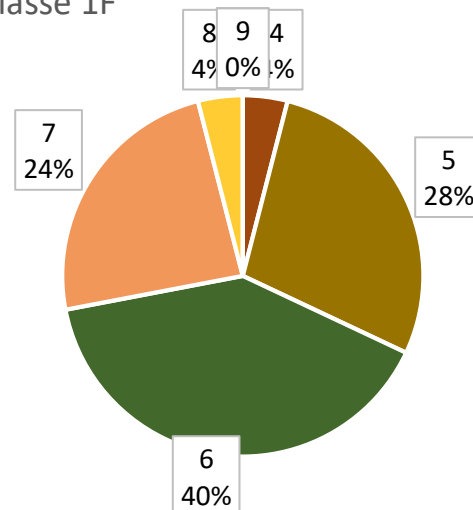
Classe 1D



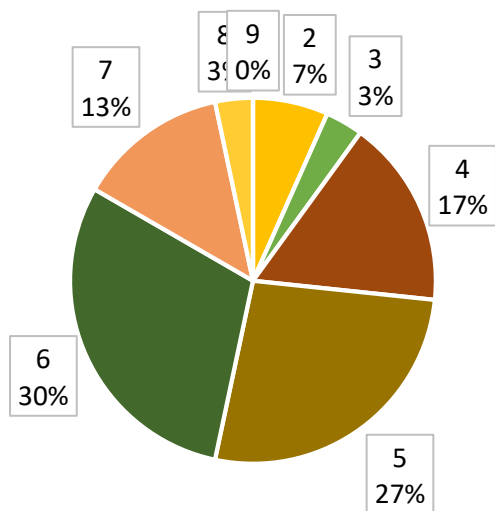
Classe 1E



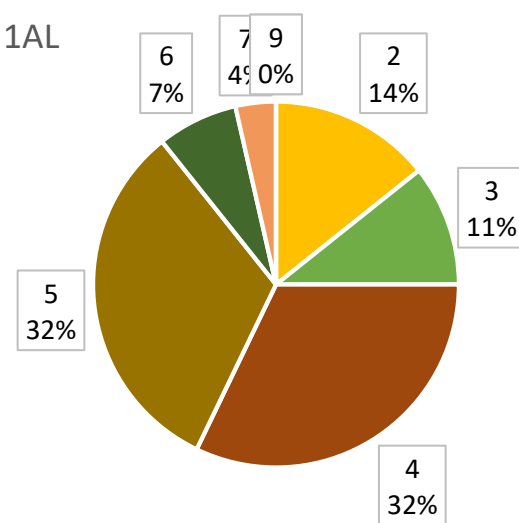
Classe 1F



Classe 1G



Classe 1AL



Liceo Scientifico Linguistico Statale “ Carlo Miranda”

ANNO SCOLASTICO 2019/20

Esiti delle Prove comuni - NOVEMBRE 2019

Classi Prime - Disciplina: Italiano

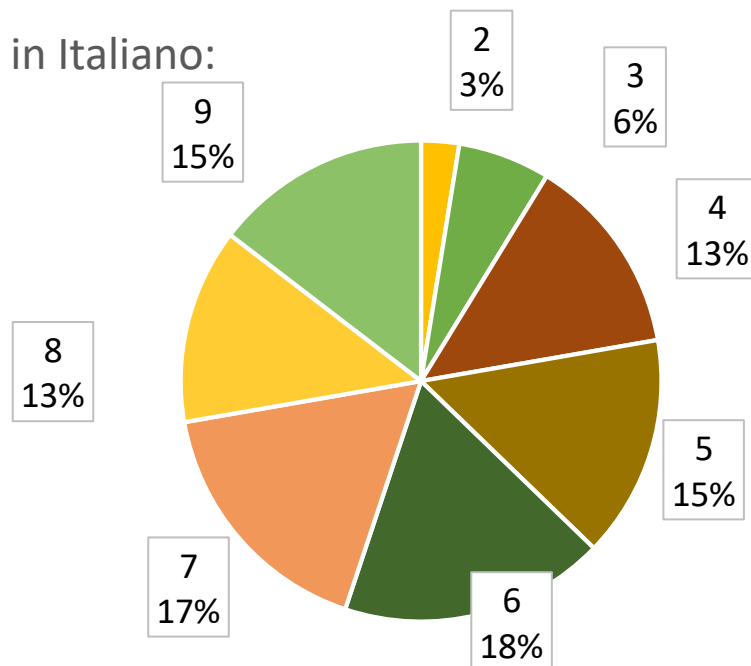
Range Val.	Classe 3 A		Classe 3B		Classe 3C		Classe 3D		Classe 3E	
	alunni	percentuale	alunni	percentuale	alunni	percentuale	alunni	percentuale	alunni	percentuale
1 < vt.< 3	0	0,0	0	0,0	0	0,0	0	0,0	7	26,9
3 ≤ vt.< 4	0	0,0	0	0,0	1	3,8	0	0,0	12	46,2
4 ≤ vt.< 5	0	0,0	0	0,0	13	50,0	0	0,0	4	15,4
5 ≤ vt.< 6	1	4,3	0	0,0	5	19,2	1	4,0	3	11,5
6 ≤ vt.< 7	4	17,4	10	41,7	4	15,4	6	24,0	0	0,0
7 ≤ vt.< 8	6	26,1	12	50,0	3	11,5	5	20,0	0	0,0
8 ≤ vt.< 9	7	30,4	2	8,3	0	0,0	4	16,0	0	0,0
9 ≤ vt.<10	5	21,7	0	0,0	0	0,0	9	36,0	0	0,0
tot alun.	23		24		26		25		26	

Range Val.	Classe 3F		Classe 3G		Classe 3 H		Classe 3 AL		Classe 3 BL	
	alunni	percentuale	alunni	percentuale	alunni	percentuale	alunni	percentuale	alunni	percentuale
1 < vt.< 3	0	0,0	0	0,0	0	0,0	0	0,0	0	0,0
3 ≤ vt.< 4	0	0,0	0	0,0	0	0,0	3	11,1	1	3,8
4 ≤ vt.< 5	2	10,5	0	0,0	12	46,2	3	11,1	3	11,5
5 ≤ vt.< 6	5	26,3	0	0,0	8	30,8	12	44,4	6	23,1
6 ≤ vt.< 7	3	15,8	3	10,7	6	23,1	7	25,9	6	23,1
7 ≤ vt.< 8	9	47,4	4	14,3	0	0,0	2	7,4	4	15,4
8 ≤ vt.< 9	0	0,0	14	50,0	0	0,0	0	0,0	4	15,4
9 ≤ vt.<10	0	0,0	7	25,0	0	0,0	0	0,0	2	7,7
tot alun.	19		28		26		27		26	

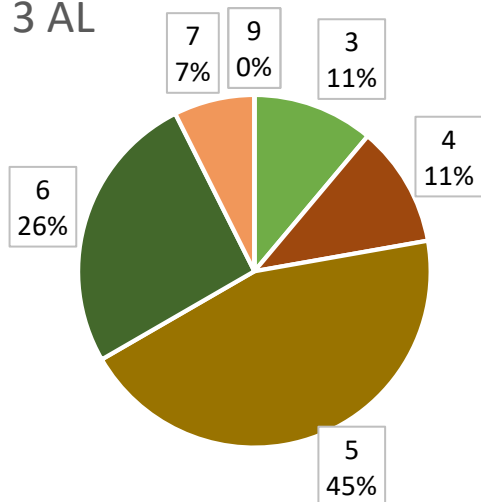
Classe 3 CL		
Range Val.	alunni	percentuale
$1 < vt. < 3$	0	0,0
$3 \leq vt. < 4$	0	0,0
$4 \leq vt. < 5$	0	0,0
$5 \leq vt. < 6$	0	0,0
$6 \leq vt. < 7$	0	0,0
$7 \leq vt. < 8$	2	8,3
$8 \leq vt. < 9$	5	20,8
$9 \leq vt. < 10$	17	70,8
tot alun.	24	

Italiano in Classe Terza		
Range Val.	alunni	percentuale
$1 < vt. < 3$	7	2,6
$3 \leq vt. < 4$	17	6,2
$4 \leq vt. < 5$	37	13,5
$5 \leq vt. < 6$	41	15,0
$6 \leq vt. < 7$	49	17,9
$7 \leq vt. < 8$	47	17,2
$8 \leq vt. < 9$	36	13,1
$9 \leq vt. < 10$	40	14,6
tot alun.	274	

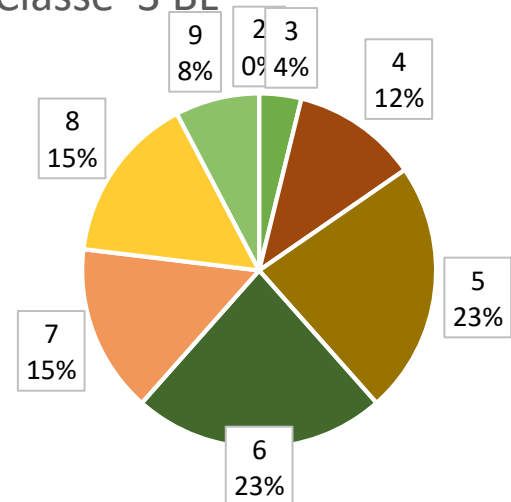
Classi Terze in Italiano:



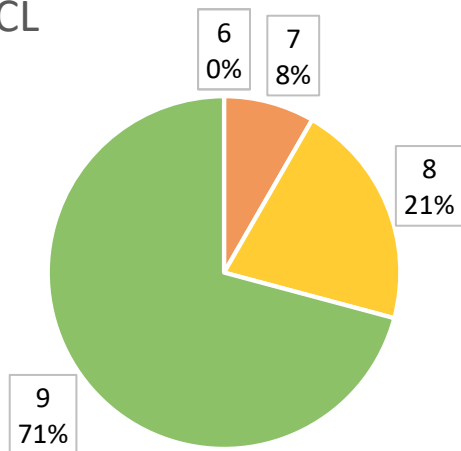
Classe 3 AL



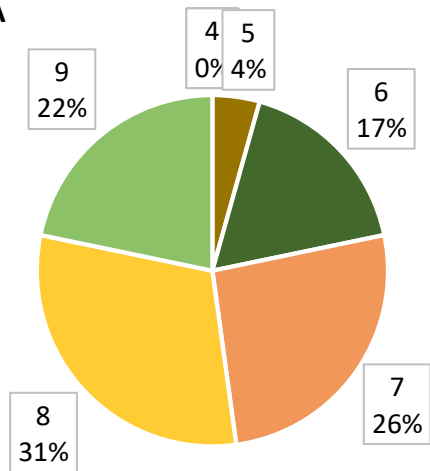
Classe 3 BL



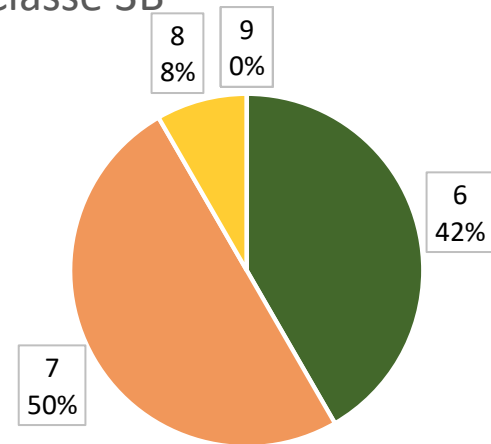
Classe 3 CL



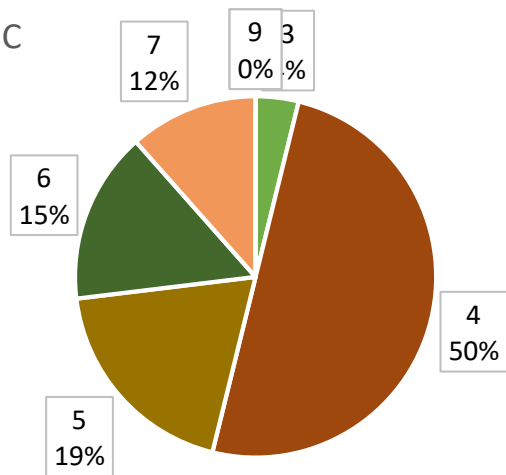
Classe 3A



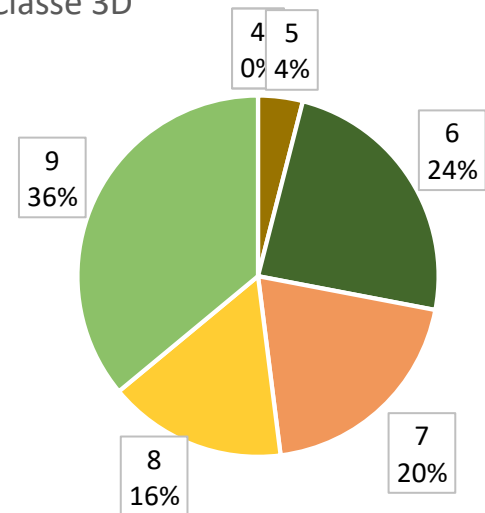
Classe 3B



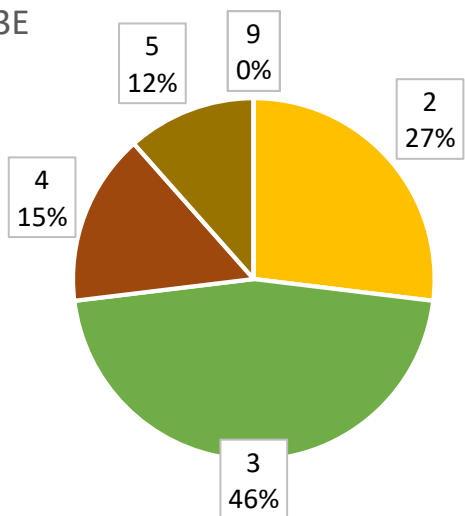
Classe 3C



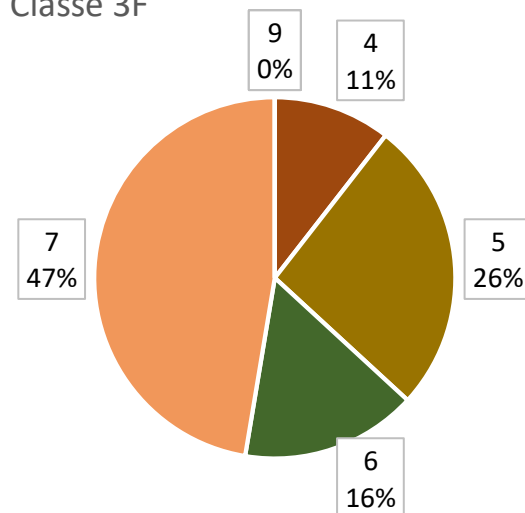
Classe 3D



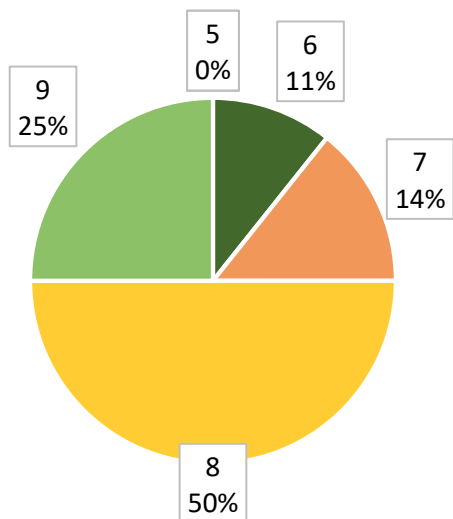
Classe 3E



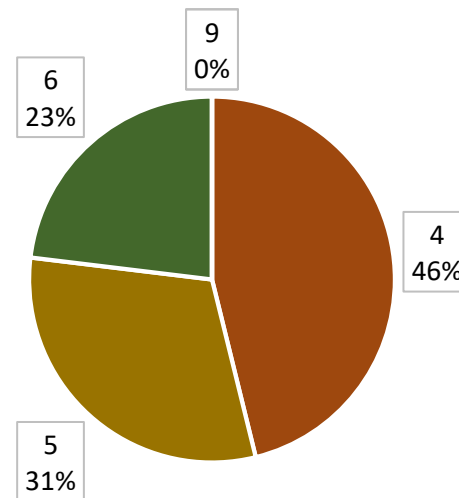
Classe 3F



Classe 3G



Classe 3 H



Liceo Scientifico Linguistico Statale “ Carlo Miranda”

ANNO SCOLASTICO 2019/20

Esiti delle Prove comuni - NOVEMBRE 2019

Classi Terze - Disciplina: Inglese

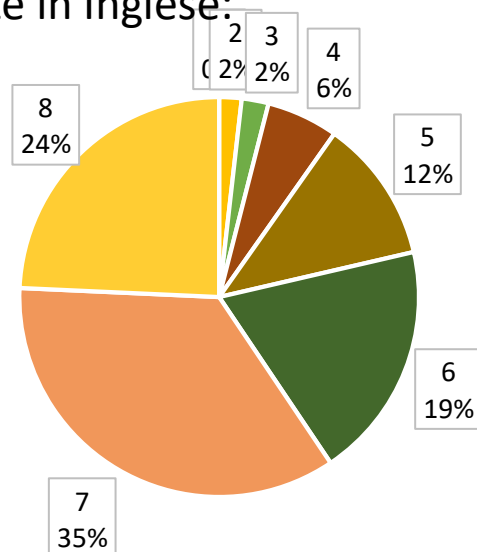
	Classe 3 A		Classe 3B		Classe 3C		Classe 3D		Classe 3E	
Range Val.	alunni	percentuale	alunni	percentuale	alunni	percentuale	alunni	percentuale	alunni	percentuale
1 < vt.< 3	0	0,0	0	0,0	0	0,0	0	0,0	0	0,0
3 ≤ vt.< 4	0	0,0	0	0,0	3	11,5	1	4,0	0	0,0
4 ≤ vt.< 5	0	0,0	2	8,0	2	7,7	1	4,0	1	3,8
5 ≤ vt.< 6	2	8,7	2	8,0	2	7,7	6	24,0	1	3,8
6 ≤ vt.< 7	1	4,3	3	12,0	9	34,6	7	28,0	4	15,4
7 ≤ vt.< 8	4	17,4	8	32,0	8	30,8	3	12,0	5	19,2
8 ≤ vt.< 9	11	47,8	8	32,0	2	7,7	6	24,0	9	34,6
9 ≤ vt.<10	5	21,7	2	8,0	0	0,0	1	4,0	6	23,1
tot alun.	23		25		26		25		26	

	Classe3F		Classe 3G		Classe 3 AL		Classe 3 BL		Classe 3 CL	
Range Val.	alunni	percentuale	alunni	percentuale	alunni	percentuale	alunni	percentuale	alunni	percentuale
1 < vt.< 3	0	0,0	0	0,0	0	0,0	0	0,0	0	0,0
3 ≤ vt.< 4	0	0,0	1	3,6	0	0,0	0	0,0	0	0,0
4 ≤ vt.< 5	0	0,0	0	0,0	0	0,0	0	0,0	0	0,0
5 ≤ vt.< 6	0	0,0	0	0,0	1	3,8	0	0,0	2	8,7
6 ≤ vt.< 7	0	0,0	2	7,1	3	11,5	2	7,1	1	4,3
7 ≤ vt.< 8	0	0,0	8	28,6	6	23,1	5	17,9	5	21,7
8 ≤ vt.< 9	4	19,0	16	57,1	8	30,8	9	32,1	10	43,5
9 ≤ vt.<10	17	81,0	1	3,6	8	30,8	12	42,9	5	21,7
tot alun.	21		28		26		28		23	

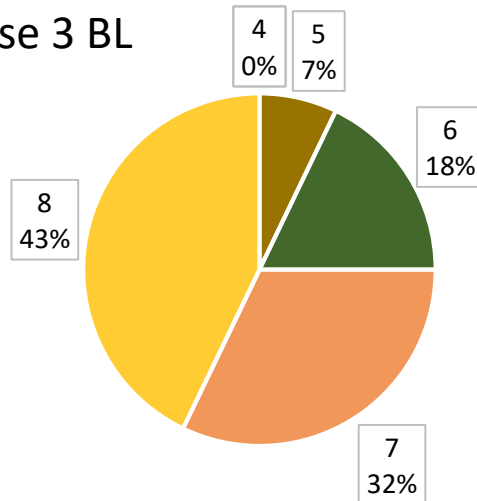
	Classe 3 H	
Range Val.	alunni	percentuale
1 < vt.< 3	0	0
3 ≤ vt.< 4	0	0
4 ≤ vt.< 5	0	0
5 ≤ vt.< 6	0	0
6 ≤ vt.< 7	0	0
7 ≤ vt.< 8	1	4
8 ≤ vt.< 9	14	56
9 ≤ vt.<10	10	40
tot alun.	25	

	Inglese in Classe Terza	
Range Val.	alunni	percentuale
1 < vt.< 3	0	0,0
3 ≤ vt.< 4	5	1,8
4 ≤ vt.< 5	6	2,2
5 ≤ vt.< 6	16	5,8
6 ≤ vt.< 7	32	11,6
7 ≤ vt.< 8	53	19,2
8 ≤ vt.< 9	97	35,1
9 ≤ vt.<10	67	24,3
tot alun.	276	

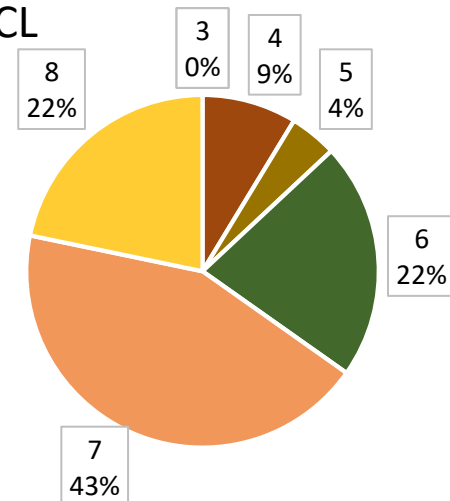
le Classi Terze in Inglese:



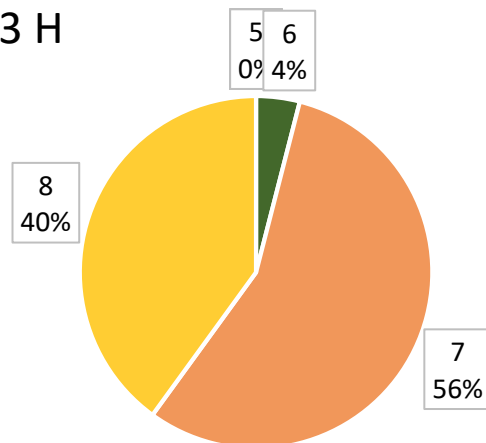
Classe 3 BL



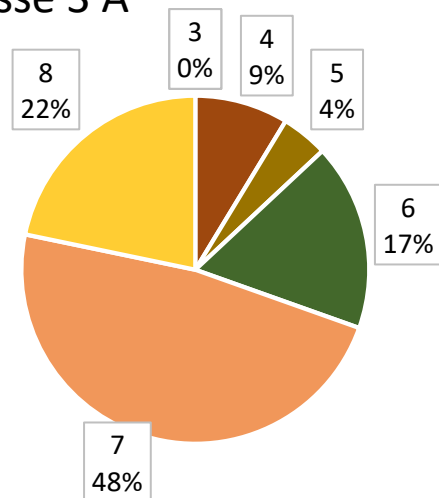
Classe 3 CL



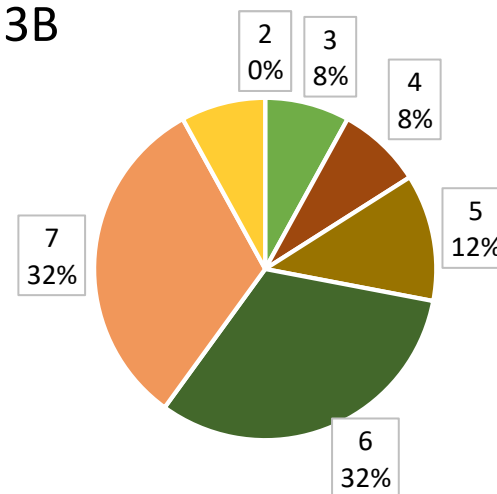
Classe 3 H



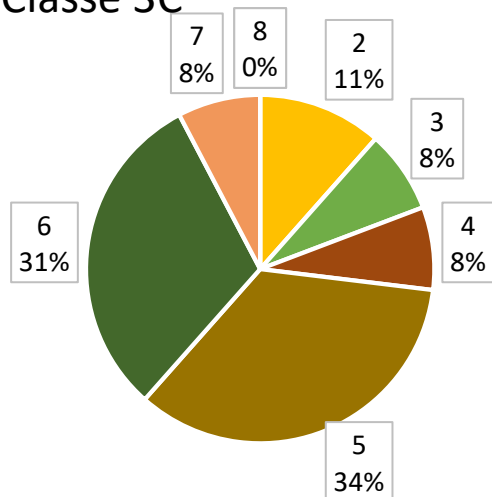
Classe 3 A



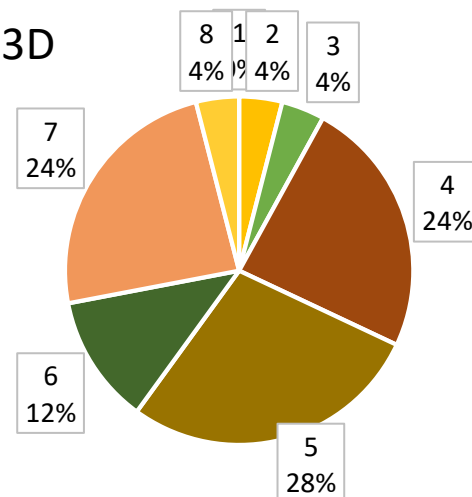
Classe 3B



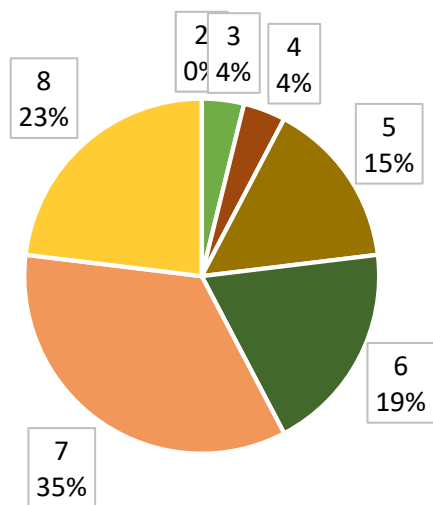
Classe 3C



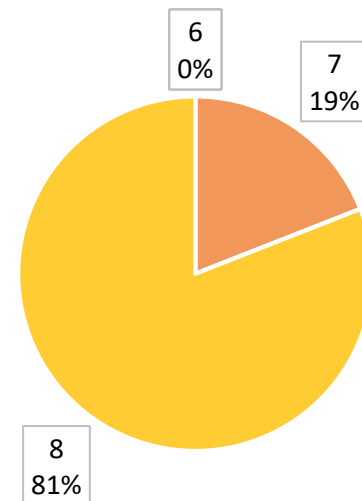
Classe 3D



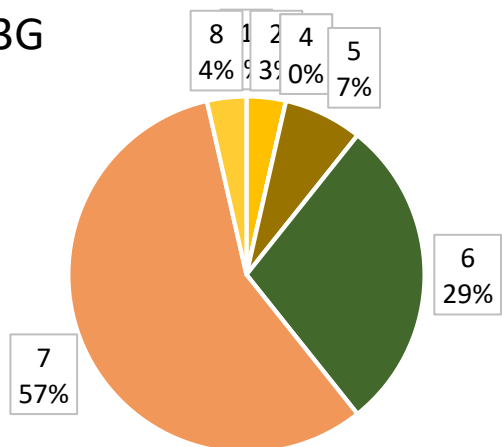
Classe 3E



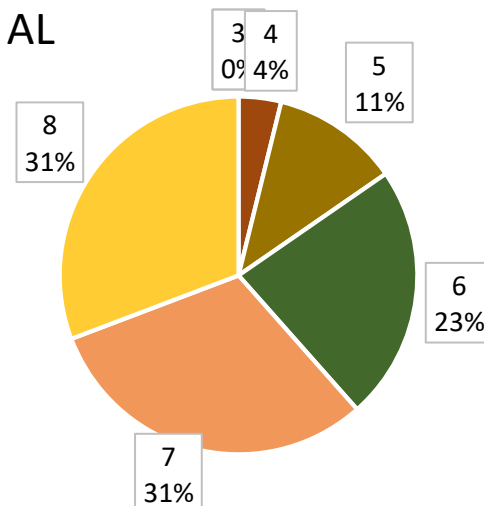
Classe 3F



Classe 3G



Classe 3 AL



Liceo Scientifico Linguistico Statale “ Carlo Miranda”

ANNO SCOLASTICO 2019/20

Esiti delle Prove comuni - NOVEMBRE 2019

Classi Prime - Disciplina: Matematica

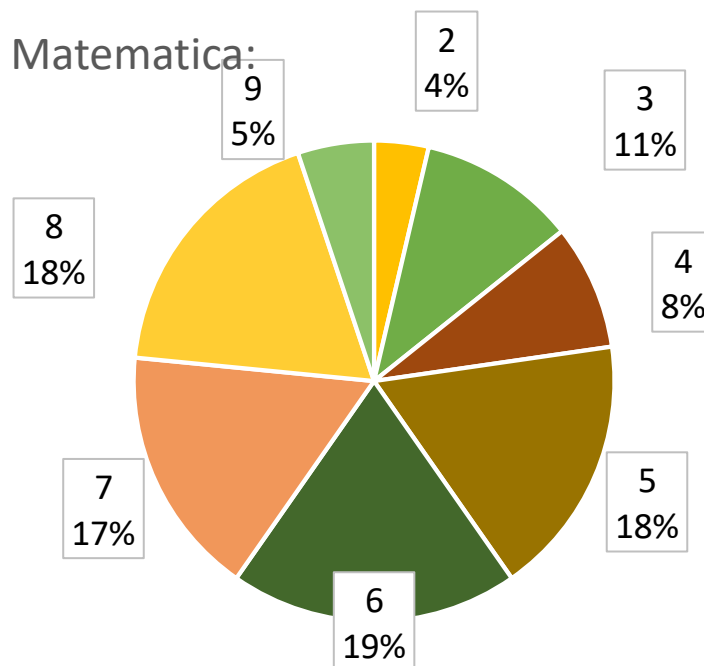
	Classe 3 A		Classe 3B		Classe 3C		Classe 3D		Classe 3E	
Range Val.	alunni	percentuale	alunni	percentuale	alunni	percentuale	alunni	percentuale	alunni	percentuale
1 < vt.< 3	0	0,0	0	0,0	1	3,8	1	4,0	0	0,0
3 ≤ vt.< 4	0	0,0	0	0,0	0	0,0	3	12,0	0	0,0
4 ≤ vt.< 5	0	0,0	0	0,0	4	15,4	3	12,0	0	0,0
5 ≤ vt.< 6	1	4,3	0	0,0	12	46,2	6	24,0	3	11,5
6 ≤ vt.< 7	2	8,7	3	12,5	6	23,1	3	12,0	9	34,6
7 ≤ vt.< 8	9	39,1	3	12,5	2	7,7	3	12,0	10	38,5
8 ≤ vt.< 9	11	47,8	14	58,3	1	3,8	5	20,0	2	7,7
9 ≤ vt.<10	0	0,0	4	16,7	0	0,0	1	4,0	2	7,7
tot alun.	23		24		26		25		26	

	Classe 3F		Classe 3G		Classe 3 H		Classe 3 AL		Classe 3 BL	
Range Val.	alunni	percentuale	alunni	percentuale	alunni	percentuale	alunni	percentuale	alunni	percentuale
1 < vt.< 3	0	0,0	0	0,0	0	0,0	3	11,5	5	19,2
3 ≤ vt.< 4	0	0,0	0	0,0	0	0,0	15	57,7	9	34,6
4 ≤ vt.< 5	0	0,0	0	0,0	0	0,0	4	15,4	7	26,9
5 ≤ vt.< 6	8	42,1	1	3,6	0	0,0	2	7,7	5	19,2
6 ≤ vt.< 7	7	36,8	13	46,4	3	11,5	2	7,7	0	0,0
7 ≤ vt.< 8	1	5,3	9	32,1	7	26,9	0	0,0	0	0,0
8 ≤ vt.< 9	2	10,5	5	17,9	10	38,5	0	0,0	0	0,0
9 ≤ vt.<10	1	5,3	0	0,0	6	23,1	0	0,0	0	0,0
tot alun.	19		28		26		26		26	

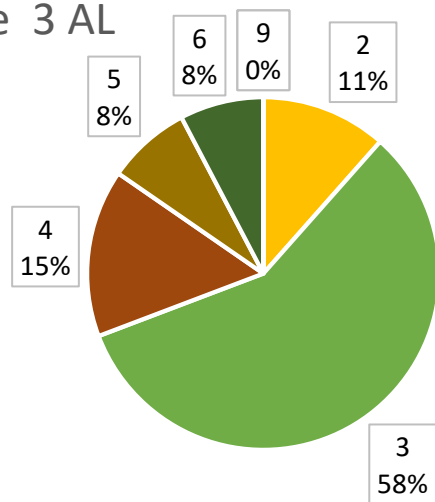
Classe 3 CL		
Range Val.	alunni	percentuale
$1 < vt. < 3$	0	0,0
$3 \leq vt. < 4$	2	8,3
$4 \leq vt. < 5$	5	20,8
$5 \leq vt. < 6$	10	41,7
$6 \leq vt. < 7$	5	20,8
$7 \leq vt. < 8$	2	8,3
$8 \leq vt. < 9$	0	0,0
$9 \leq vt. < 10$	0	0,0
tot alun.	24	

Matematica in Classe Terza		
Range Val.	alunni	percentuale
$1 < vt. < 3$	10	3,7
$3 \leq vt. < 4$	29	10,6
$4 \leq vt. < 5$	23	8,4
$5 \leq vt. < 6$	48	17,6
$6 \leq vt. < 7$	53	19,4
$7 \leq vt. < 8$	46	16,8
$8 \leq vt. < 9$	50	18,3
$9 \leq vt. < 10$	14	5,1
tot alun.	273	

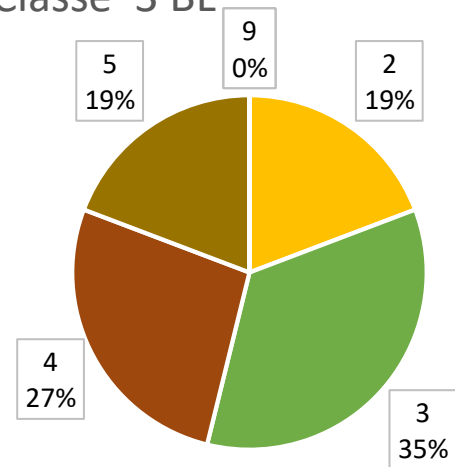
Classi Terze in Matematica:



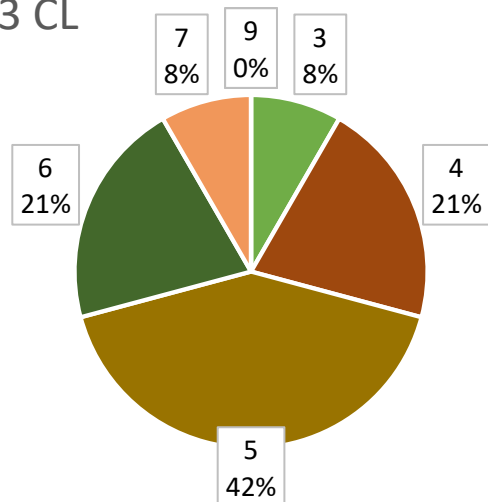
Classe 3 AL



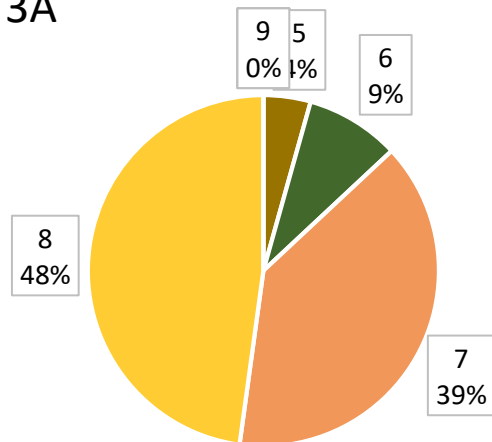
Classe 3 BL



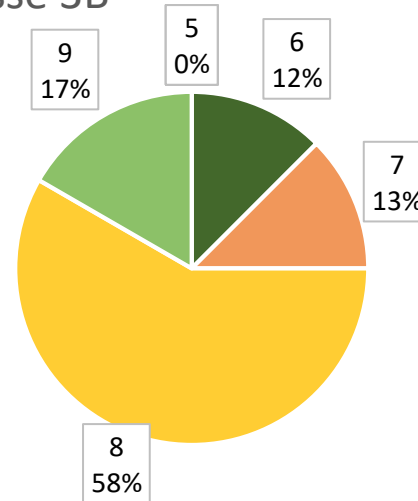
Classe 3 CL



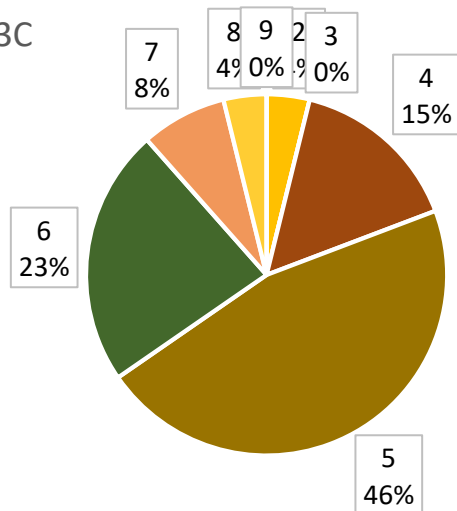
Classe 3A



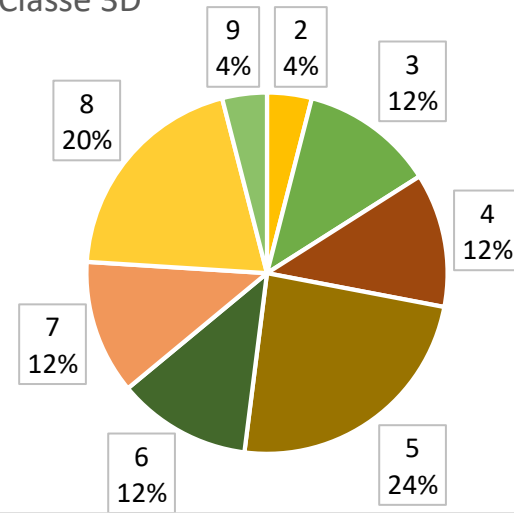
Classe 3B



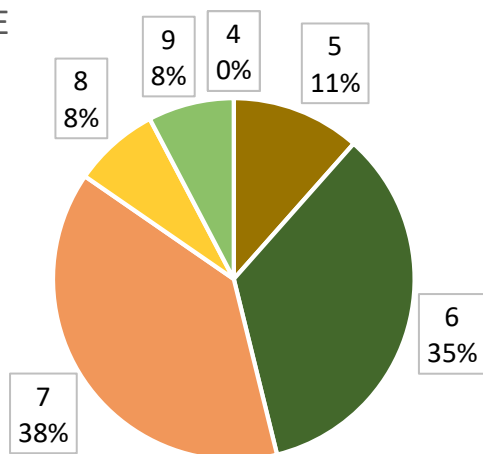
Classe 3C



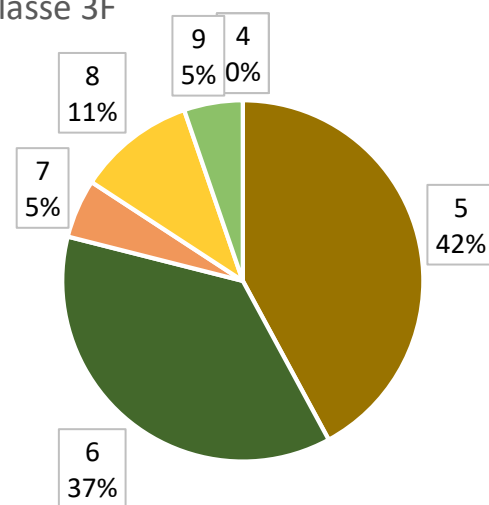
Classe 3D



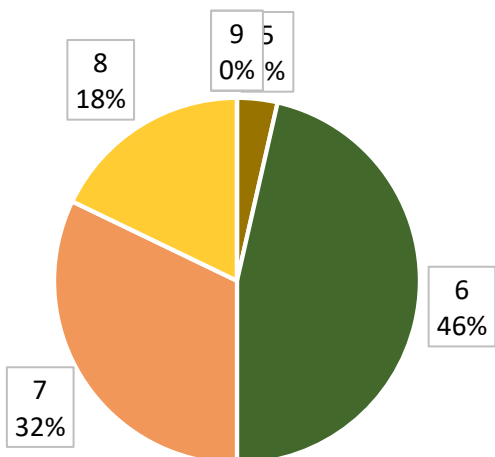
Classe 3E



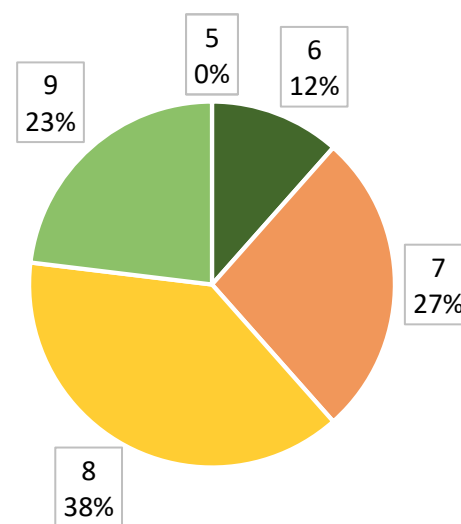
Classe 3F



Classe 3G



Classe 3 H



Liceo Scientifico Linguistico Statale “ Carlo Miranda”

ANNO SCOLASTICO 2019/20

Esiti delle Prove comuni - NOVEMBRE 2019

Classi Prime - Disciplina: Fisica

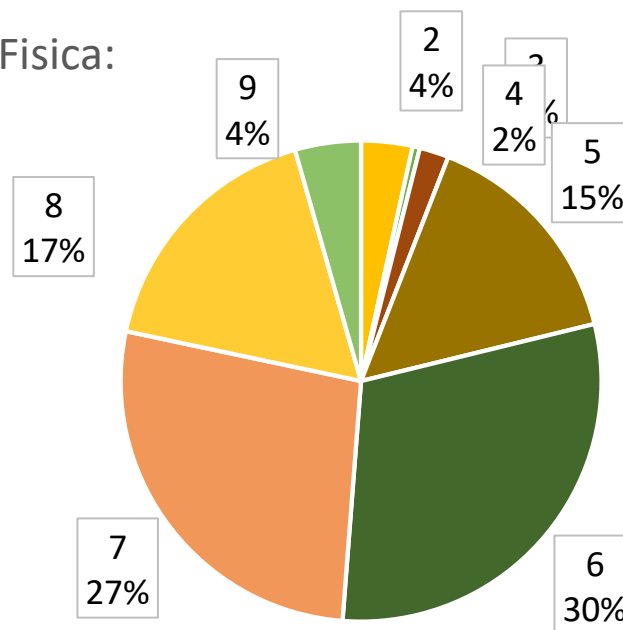
Range Val.	Classe 3 A		Classe 3B		Classe 3C		Classe 3D		Classe 3E	
	alunni	percentuale	alunni	percentuale	alunni	percentuale	alunni	percentuale	alunni	percentuale
1 < vt.< 3	0	0,0	0	0,0	0	0,0	0	0,0	7	22,6
3 ≤ vt.< 4	0	0,0	0	0,0	0	0,0	1	4,0	0	0,0
4 ≤ vt.< 5	0	0,0	0	0,0	3	11,5	1	4,0	0	0,0
5 ≤ vt.< 6	1	4,3	1	4,0	13	50,0	6	24,0	0	0,0
6 ≤ vt.< 7	4	17,4	19	76,0	8	30,8	4	16,0	3	9,7
7 ≤ vt.< 8	9	39,1	3	12,0	2	7,7	5	20,0	10	32,3
8 ≤ vt.< 9	9	39,1	2	8,0	0	0,0	5	20,0	10	32,3
9 ≤ vt.<10	0	0,0	0	0,0	0	0,0	3	12,0	1	3,2
tot alun.	23		25		26		25		31	

Range Val.	Classe 3F		Classe 3G		Classe 3 H		Classe 3 AL		Classe 3 BL	
	alunni	percentuale	alunni	percentuale	alunni	percentuale	alunni	percentuale	alunni	percentuale
1 < vt.< 3	0	0,0	0	0,0	0	0,0	0		0	
3 ≤ vt.< 4	0	0,0	0	0,0	0	0,0	0		0	
4 ≤ vt.< 5	0	0,0	0	0,0	0	0,0	0		0	
5 ≤ vt.< 6	8	42,1	0	0,0	2	7,7	0		0	
6 ≤ vt.< 7	7	36,8	10	35,7	6	23,1	0		0	
7 ≤ vt.< 8	1	5,3	18	64,3	7	26,9	0		0	
8 ≤ vt.< 9	2	10,5	0	0,0	7	26,9	0		0	
9 ≤ vt.<10	1	5,3	0	0,0	4	15,4	0		0	
tot alun.	19		28		26		0		0	

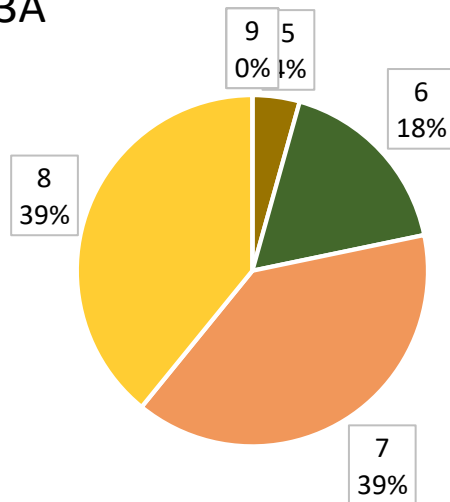
Classe 3 CL		
Range Val.	alunni	percentuale
$1 < vt. < 3$	0	
$3 \leq vt. < 4$	0	
$4 \leq vt. < 5$	0	
$5 \leq vt. < 6$	0	
$6 \leq vt. < 7$	0	
$7 \leq vt. < 8$	0	
$8 \leq vt. < 9$	0	
$9 \leq vt. < 10$	0	
tot alun.	0	

Fisica in Classe Terza		
Range Val.	alunni	percentuale
$1 < vt. < 3$	7	3,4
$3 \leq vt. < 4$	1	0,5
$4 \leq vt. < 5$	4	2,0
$5 \leq vt. < 6$	31	15,3
$6 \leq vt. < 7$	61	30,0
$7 \leq vt. < 8$	55	27,1
$8 \leq vt. < 9$	35	17,2
$9 \leq vt. < 10$	9	4,4
tot alun.	203	

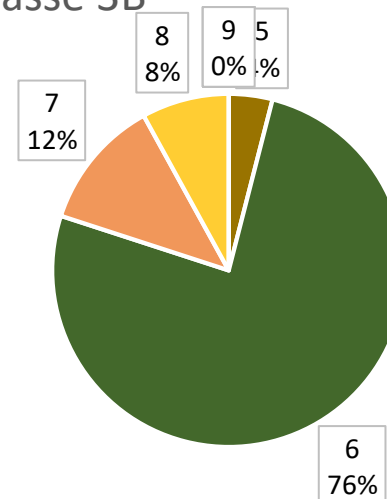
Classi Terze in Fisica:



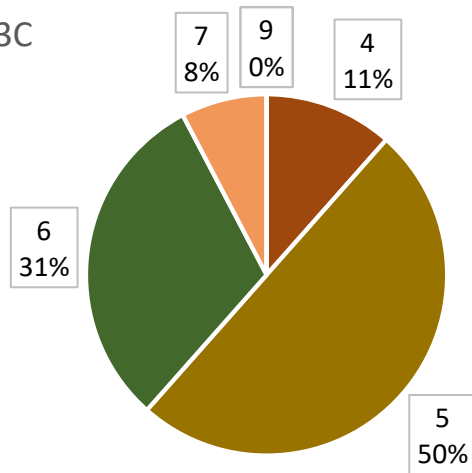
Classe 3A



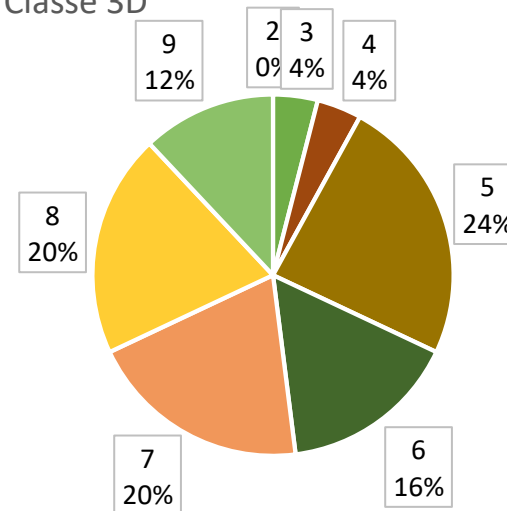
Classe 3B



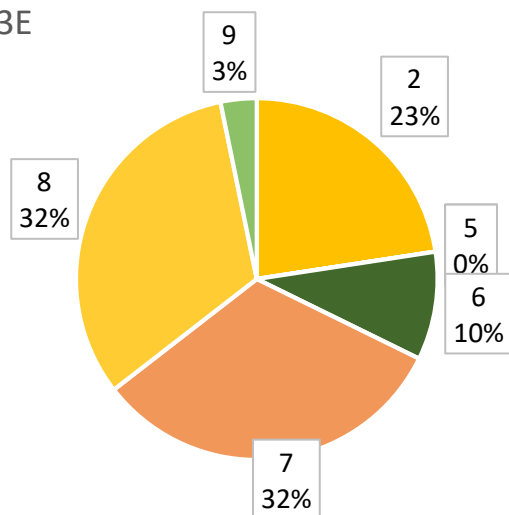
Classe 3C



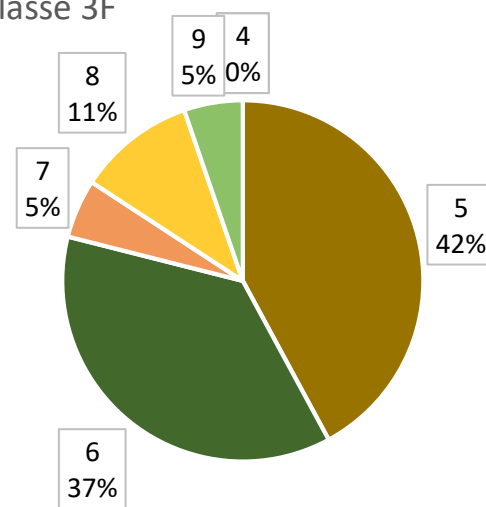
Classe 3D



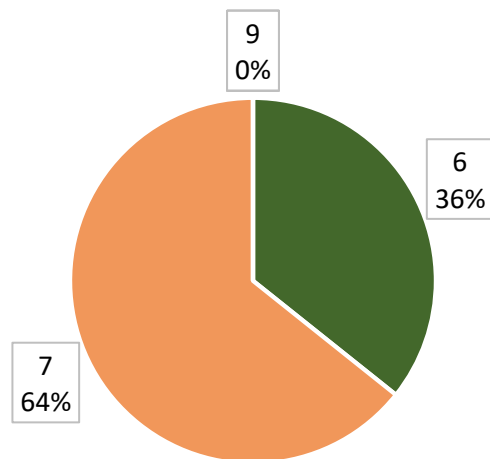
Classe 3E



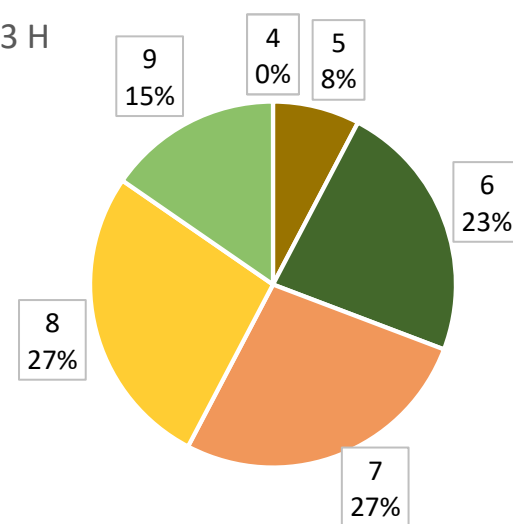
Classe 3F



Classe 3G



Classe 3 H



Liceo Scientifico Linguistico Statale “ Carlo Miranda”

ANNO SCOLASTICO 2019/20

Esiti delle Prove comuni - NOVEMBRE 2019

Classi Prime - Disciplina: Scienze

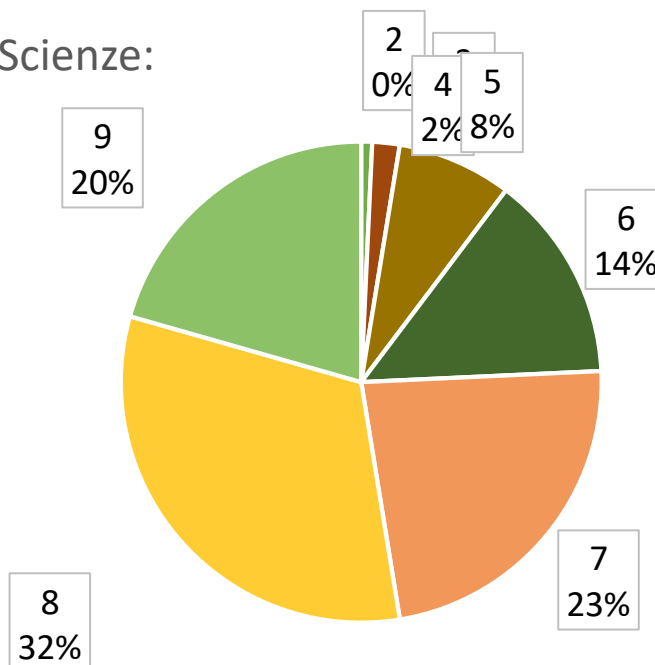
Range Val.	Classe 3 A		Classe 3B		Classe 3C		Classe 3D		Classe 3E	
	alunni	percentuale	alunni	percentuale	alunni	percentuale	alunni	percentuale	alunni	percentuale
1 < vt.< 3	0	0,0	0	0,0	0	0,0	0	0,0	0	0,0
3 ≤ vt.< 4	0	0,0	0	0,0	0	0,0	0	0,0	0	0,0
4 ≤ vt.< 5	0	0,0	0	0,0	0	0,0	1	4,0	0	0,0
5 ≤ vt.< 6	4	17,4	2	8,0	0	0,0	2	8,0	2	8,3
6 ≤ vt.< 7	2	8,7	2	8,0	0	0,0	2	8,0	8	33,3
7 ≤ vt.< 8	4	17,4	13	52,0	2	7,7	7	28,0	8	33,3
8 ≤ vt.< 9	12	52,2	5	20,0	7	26,9	8	32,0	6	25,0
9 ≤ vt.<10	1	4,3	3	12,0	17	65,4	5	20,0	0	0,0
tot alun.	23		25		26		25		24	

Range Val.	Classe3F		Classe 3G		Classe 3 AL		Classe 3 BL		Classe 3 CL	
	alunni	percentuale	alunni	percentuale	alunni	percentuale	alunni	percentuale	alunni	percentuale
1 < vt.< 3	0	0,0	0	0,0	0	0,0	0	0,0	0	0,0
3 ≤ vt.< 4	0	0,0	0	0,0	1	3,6	1	3,7	0	0,0
4 ≤ vt.< 5	0	0,0	0	0,0	1	3,6	3	11,1	0	0,0
5 ≤ vt.< 6	0	0,0	0	0,0	6	21,4	5	18,5	0	0,0
6 ≤ vt.< 7	0	0,0	0	0,0	7	25,0	6	22,2	11	50,0
7 ≤ vt.< 8	1	5,6	4	14,3	12	42,9	6	22,2	3	13,6
8 ≤ vt.< 9	13	72,2	15	53,6	1	3,6	5	18,5	6	27,3
9 ≤ vt.<10	4	22,2	9	32,1	0	0,0	1	3,7	2	9,1
tot alun.	18		28		28		27		22	

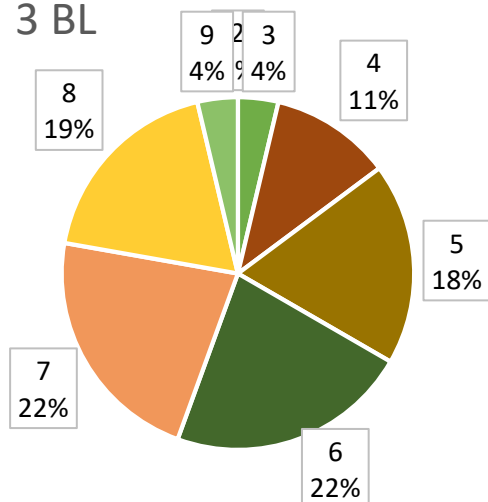
	Classe 3 H	
Range Val.	alunni	percentuale
1 < vt.< 3	0	0,0
3 ≤ vt.< 4	0	0,0
4 ≤ vt.< 5	0	0,0
5 ≤ vt.< 6	0	0,0
6 ≤ vt.< 7	0	0,0
7 ≤ vt.< 8	3	11,5
8 ≤ vt.< 9	9	34,6
9 ≤ vt.<10	14	53,8
tot alun.	26	

	Scienze in Classe Terza	
Range Val.	alunni	percentuale
1 < vt.< 3	0	0,0
3 ≤ vt.< 4	2	0,7
4 ≤ vt.< 5	5	1,8
5 ≤ vt.< 6	21	7,7
6 ≤ vt.< 7	38	14,0
7 ≤ vt.< 8	63	23,2
8 ≤ vt.< 9	87	32,0
9 ≤ vt.<10	56	20,6
tot alun.	272	

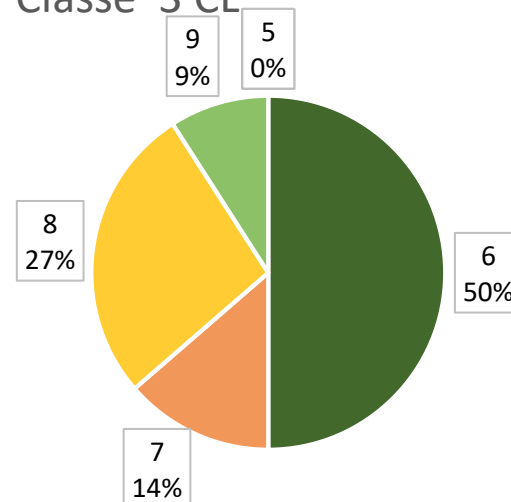
Classi Terze in Scienze:



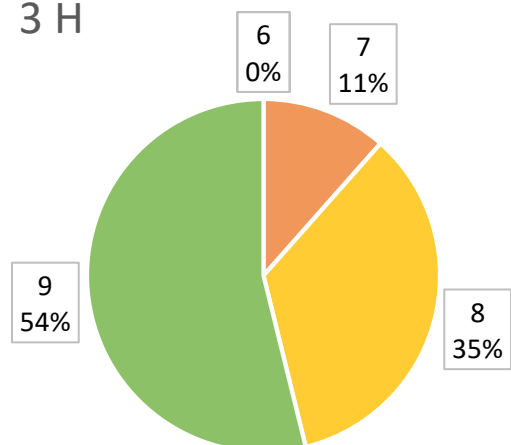
Classe 3 BL



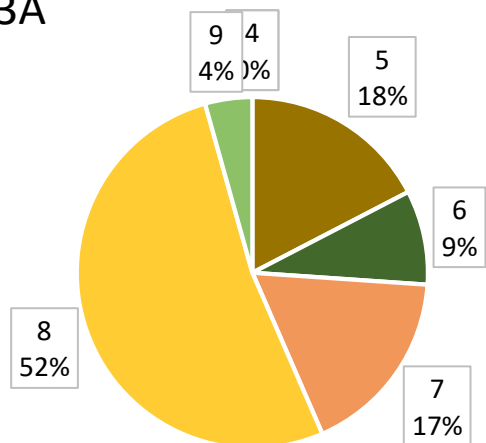
Classe 3 CL



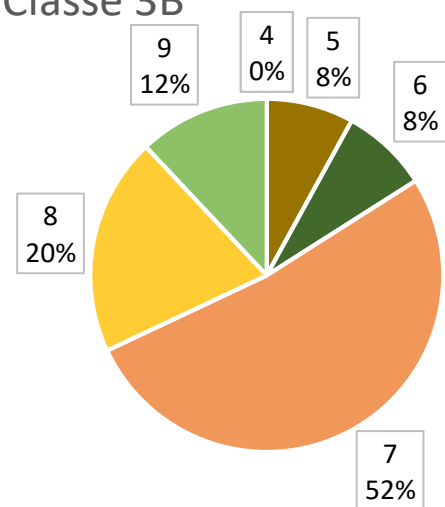
Classe 3 H



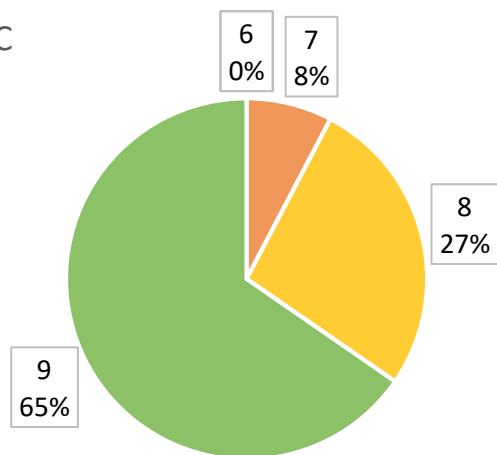
Classe 3A



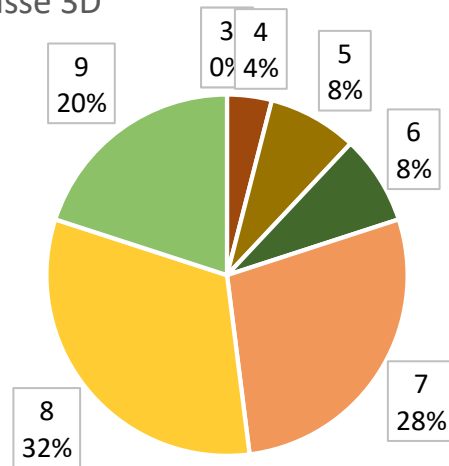
Classe 3B



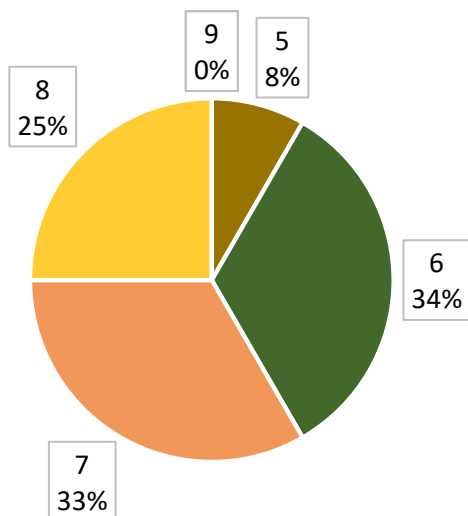
Classe 3C



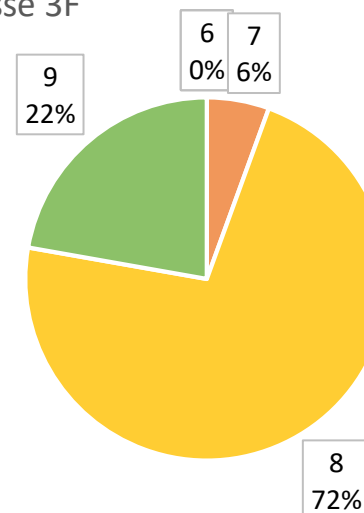
Classe 3D



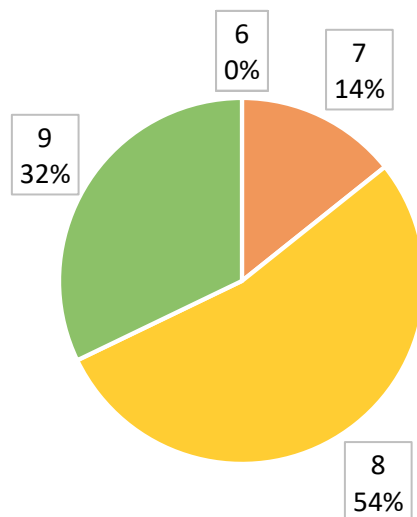
Classe 3E



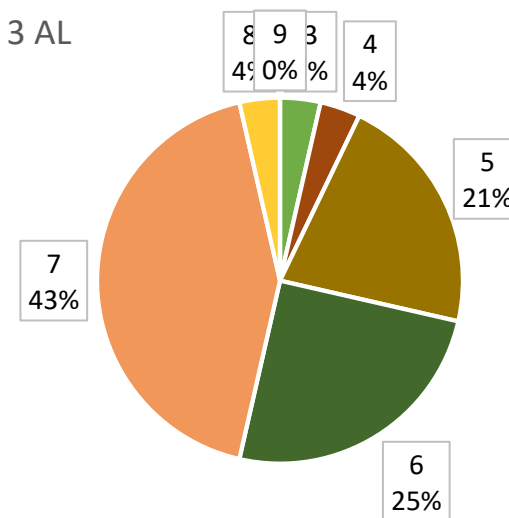
Classe 3F



Classe 3G



Classe 3 AL



Liceo Scientifico Linguistico Statale “ Carlo Miranda”

ANNO SCOLASTICO 2019/20

Esiti delle Prove comuni - NOVEMBRE 2019

Classi Prime - Disciplina: Filosofia

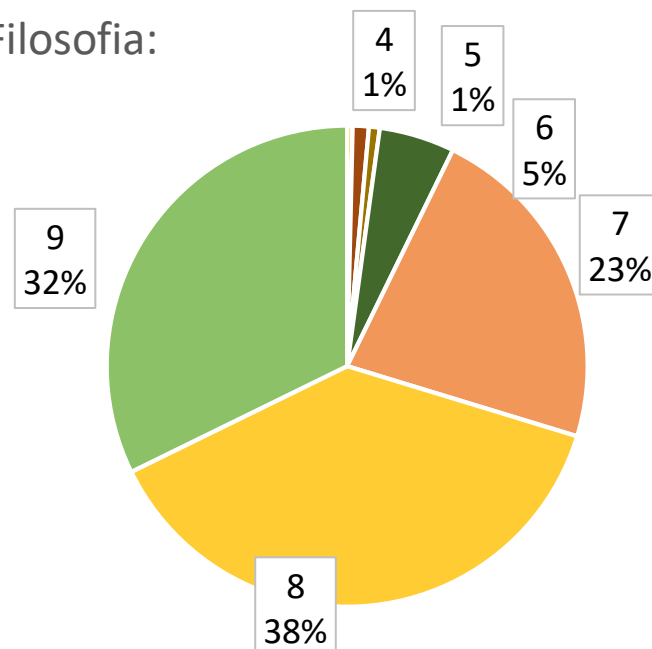
	Classe 3 A		Classe 3B		Classe 3C		Classe 3D		Classe 3E	
Range Val.	alunni	percentuale	alunni	percentuale	alunni	percentuale	alunni	percentuale	alunni	percentuale
1 < vt.< 3	0	0,0	0	0,0	0	0,0	0	0,0	1	3,8
3 ≤ vt.< 4	0	0,0	0	0,0	0	0,0	0	0,0	0	0,0
4 ≤ vt.< 5	0	0,0	0	0,0	0	0,0	0	0,0	3	11,5
5 ≤ vt.< 6	0	0,0	0	0,0	0	0,0	0	0,0	1	3,8
6 ≤ vt.< 7	0	0,0	2	8,0	1	3,8	0	0,0	3	11,5
7 ≤ vt.< 8	1	4,3	13	52,0	8	30,8	4	15,4	3	11,5
8 ≤ vt.< 9	2	8,7	9	36,0	9	34,6	3	11,5	10	38,5
9 ≤ vt.<10	20	87,0	1	4,0	8	30,8	19	73,1	5	19,2
tot alun.	23		25		26		26		26	

	Classe3F		Classe 3G		Classe 3 AL		Classe 3 BL		Classe 3 CL	
Range Val.	alunni	percentuale	alunni	percentuale	alunni	percentuale	alunni	percentuale	alunni	percentuale
1 < vt.< 3	0	0,0	0	0,0	0	0,0	0	0,0	0	0,0
3 ≤ vt.< 4	0	0,0	0	0,0	0	0,0	0	0,0	0	0,0
4 ≤ vt.< 5	0	0,0	0	0,0	0	0,0	0	0,0	0	0,0
5 ≤ vt.< 6	0	0,0	0	0,0	0	0,0	0	0,0	0	0,0
6 ≤ vt.< 7	0	0,0	0	0,0	3	11,5	0	0,0	0	0,0
7 ≤ vt.< 8	0	0,0	0	0,0	10	38,5	13	48,1	6	26,1
8 ≤ vt.< 9	12	57,1	1	3,6	13	50,0	14	51,9	17	73,9
9 ≤ vt.<10	9	42,9	27	96,4	0	0,0	0	0,0	0	0,0
tot alun.	21		28		26		27		23	

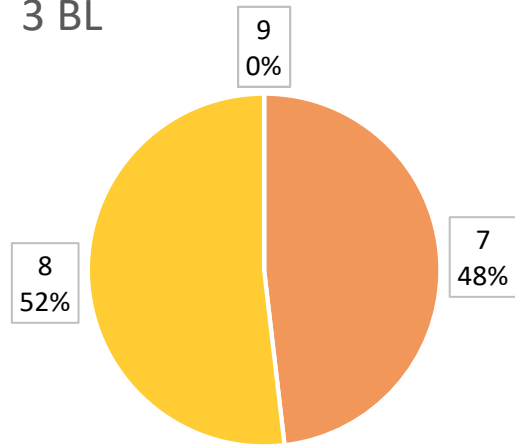
	Classe 3 H	
Range Val.	alunni	percentuale
1 < vt.< 3	0	0,0
3 ≤ vt.< 4	0	0,0
4 ≤ vt.< 5	0	0,0
5 ≤ vt.< 6	1	4,0
6 ≤ vt.< 7	5	20,0
7 ≤ vt.< 8	4	16,0
8 ≤ vt.< 9	15	60,0
9 ≤ vt.<10	0	0,0
tot alun.	25	

	Filosofia in Classe Terza	
Range Val.	alunni	percentuale
1 < vt.< 3	1	0,4
3 ≤ vt.< 4	0	0,0
4 ≤ vt.< 5	3	1,1
5 ≤ vt.< 6	2	0,7
6 ≤ vt.< 7	14	5,1
7 ≤ vt.< 8	62	22,5
8 ≤ vt.< 9	105	38,0
9 ≤ vt.<10	89	32,2
tot alun.	276	

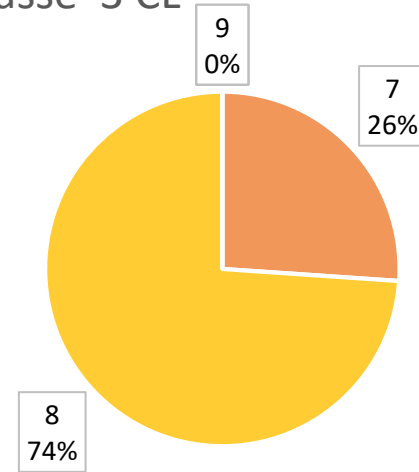
Classi Terze in Filosofia:



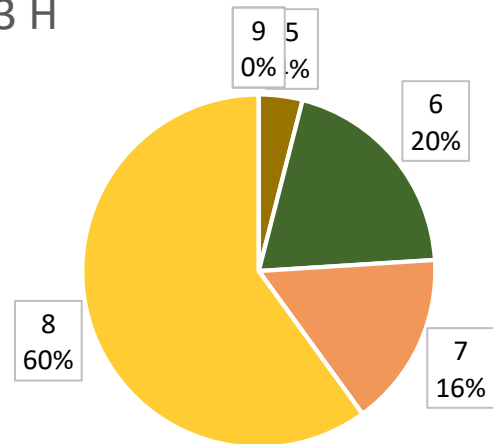
Classe 3 BL



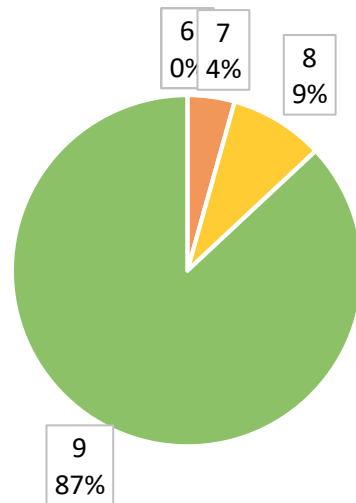
Classe 3 CL



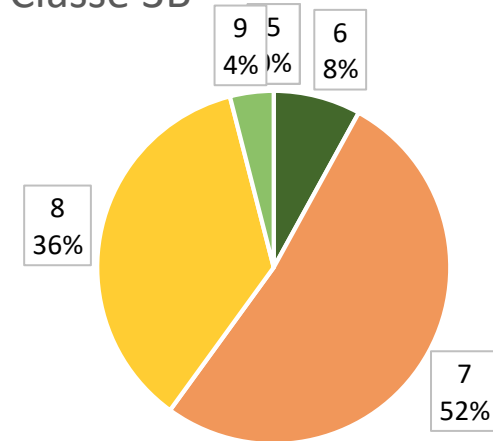
Classe 3 H



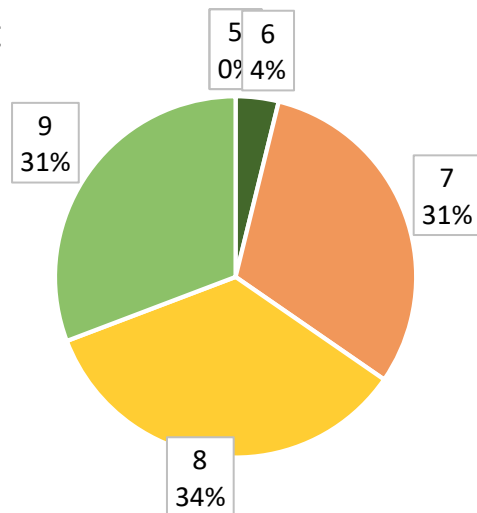
Classe 3A



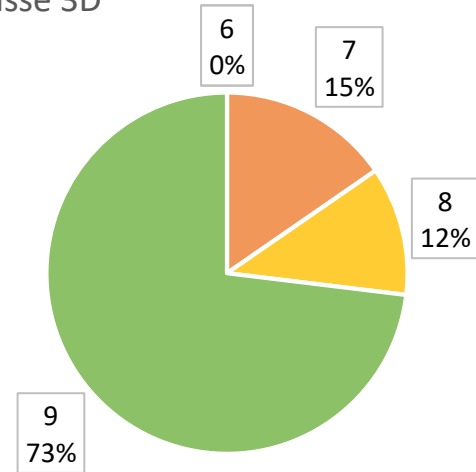
Classe 3B

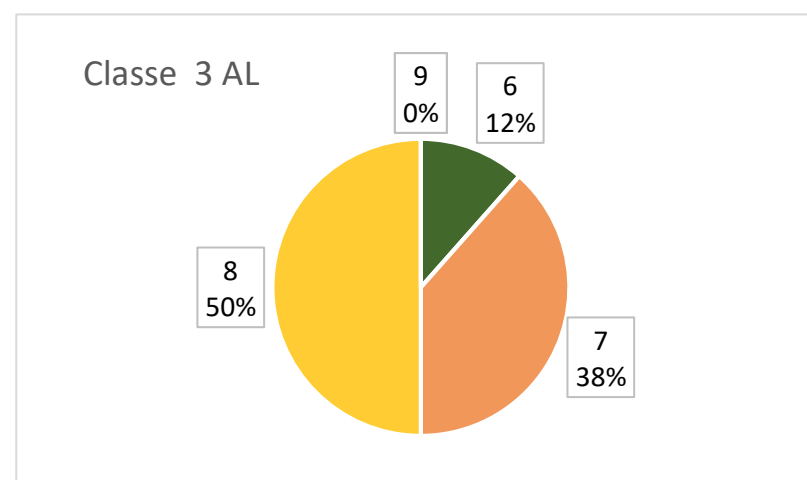
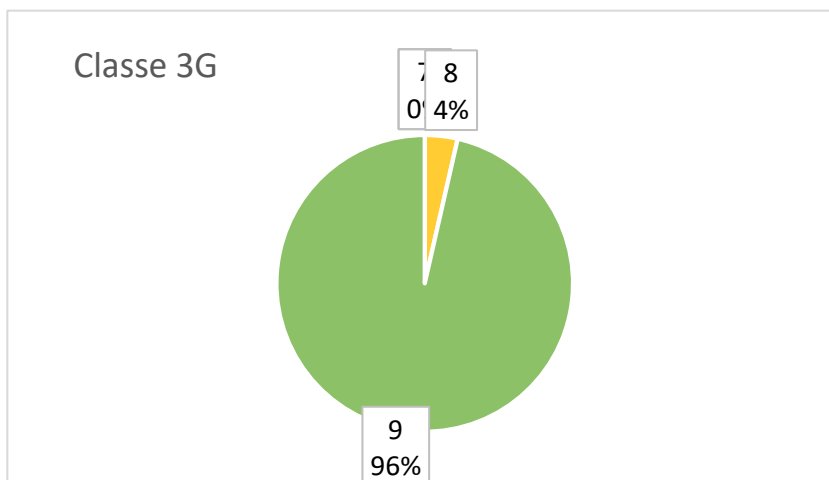
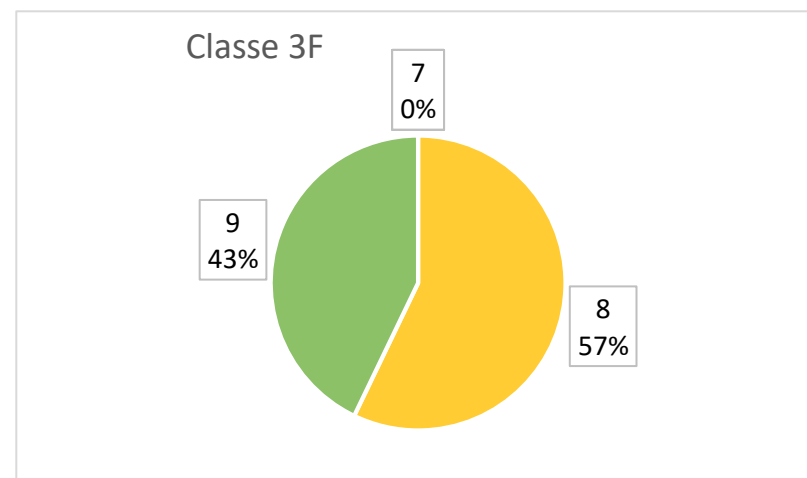
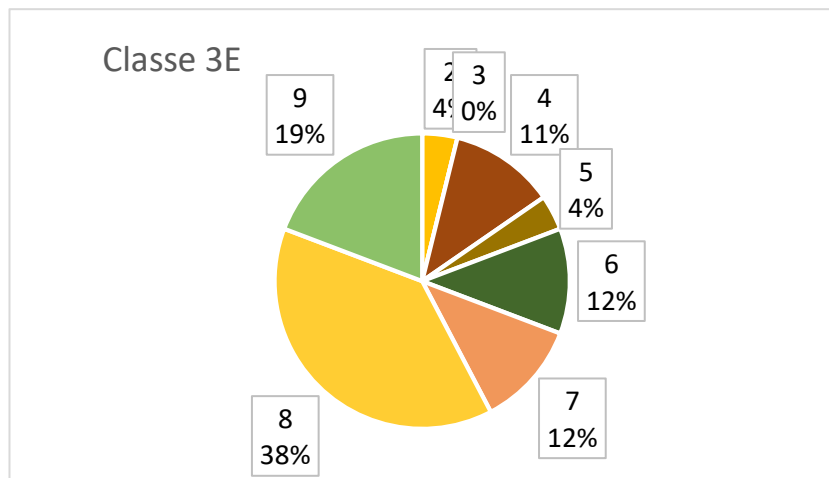


Classe 3C



Classe 3D





Si ringraziano Tutti i docenti per la preziosa collaborazione finalizzata alla realizzazione della statistica dei dati - esiti delle prove comuni a classi parallele. Anno Scolastico 2019/2020

La Funzione Strumentale AREA 2.
Prof.Ernesto Pascarella